

## WP14-12SE 12Volt 14Ah

### Specifications

Nominal Voltage(V) **12V**

#### Nominal Capacity

20 hour rate	(0.7A to 10.50V)	<b>14Ah</b>
10 hour rate	(1.33A to 10.50V)	<b>13.3Ah</b>
5 hour rate	(2.38A to 10.20V)	<b>11.9Ah</b>
1 C	(14A to 9.60V)	<b>7.93Ah</b>
3 C	(42A to 9.60V)	<b>5.6Ah</b>

Weight **Approx. 4.4kg(9.68Lbs.)**

Internal Resistance (at 1KHz) **Approx. 10 mΩ**

#### Maximum Discharge Current for

5 seconds: **210A**

#### Charging Methods at 25 (77 )

Cycle use:

Charging Voltage **14.4 to 15.0V**

Coefficient -5.0mV/ /cell

Maximum Charging Current : **4.2A**

Standby use:

Float Charging Voltage **13.5 to 13.8V**

Coefficient -3.0mV/ /cell

#### Operating Temperature Range

Charge **-15 (5 ) to 40 (104 )**

Discharge **-15 (5 ) to 50 (122 )**

Storage **-15 (5 ) to 40 (104 )**

#### Charge Retention (shelf life) at 20 (68 )

1 month **92%**

3 month **90%**

6 month **80%**

Case Material **ABS UL94 HB**

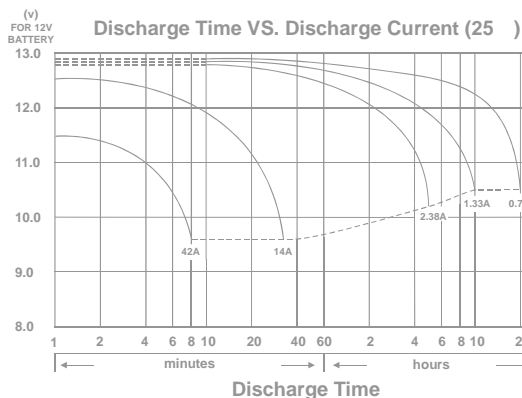
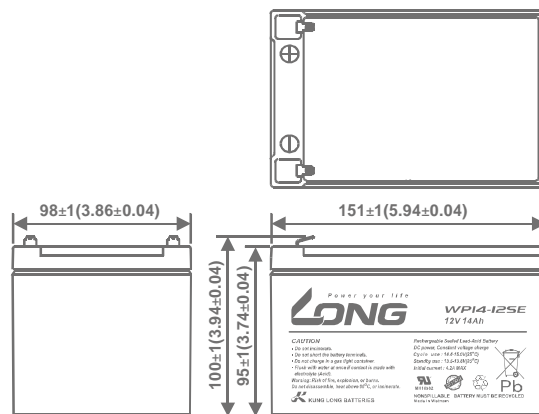
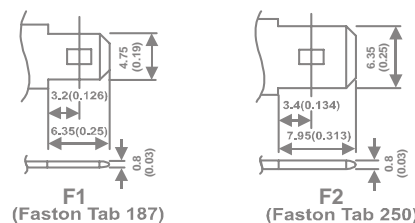
Option: Flammability resistance of (UL94 V-0)

Terminal **F1 or F2 (Faston Tab 187 or 250)**

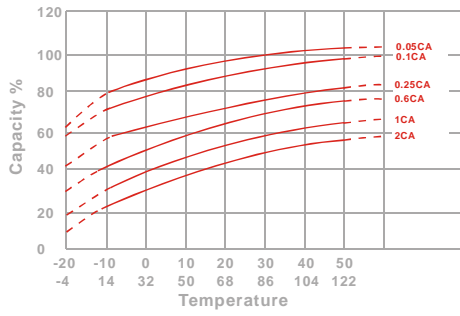


### Dimensions

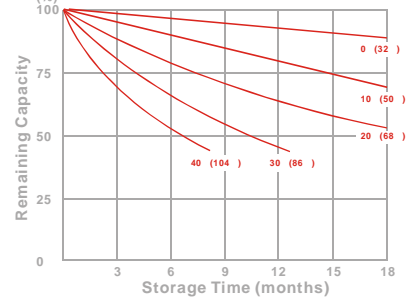
mm(inch)



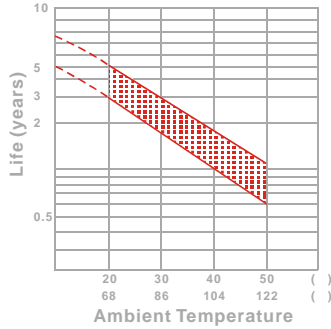
Effect of Temperature on Capacity 25 (77 )



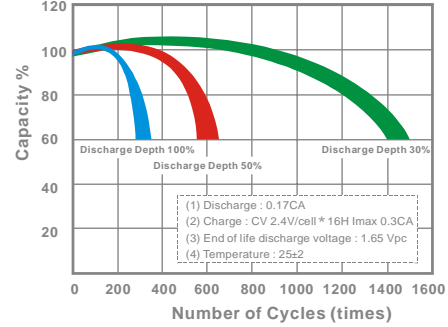
Capacity Retention Characteristic



Trickle (or float) Service Life



Cycle Service Life



**- PERFORMANCE DATA**

Discharge Rates in Watts to Various End Voltages at 25 (77 )

End Voltage		1.85V	1.80V	1.75V	1.70V	1.67V	1.65V	1.60V
Time								
5	min	74.8	85.2	92.3	98.8	101	104	106
10	min	52.2	58.7	64.0	68.0	70.1	71.4	72.7
15	min	39.5	43.0	46.2	48.3	49.2	50.5	51.2
30	min	25.7	27.5	28.6	29.5	29.9	30.1	30.6
60	min	17.0	17.9	18.5	19.0	19.2	19.4	19.5
120	min	9.58	10.1	10.3	10.5	10.6	10.6	10.7
180	min	6.85	7.07	7.22	7.35	7.40	7.44	7.54
240	min	5.37	5.52	5.63	5.73	5.77	5.81	5.88
300	min	4.58	4.70	4.78	4.85	4.89	4.92	4.94
600	min	2.56	2.66	2.72	2.77	2.79	2.80	2.82
1200	min	1.39	1.41	1.43	1.45	1.46	1.46	1.47

- Discharge Rates in Amperes to Various End Voltages at 25 (77 )

End Voltage		1.85V	1.80V	1.75V	1.70V	1.67V	1.65V	1.60V
Time								
5	min	44.5	49.9	53.9	58.0	60.4	62.9	65.2
10	min	31.5	33.7	35.8	37.9	38.8	39.9	40.8
15	min	22.9	24.4	25.5	26.8	27.3	28.2	28.6
30	min	13.6	14.2	14.8	15.3	15.6	15.8	16.1
60	min	8.67	9.09	9.42	9.69	9.83	9.92	10.0
120	min	4.60	4.81	4.92	5.04	5.07	5.13	5.35
180	min	3.38	3.47	3.54	3.60	3.62	3.66	3.72
240	min	2.61	2.66	2.73	2.79	2.81	2.85	2.90
300	min	2.27	2.32	2.35	2.38	2.39	2.41	2.43
600	min	1.21	1.27	1.32	1.35	1.36	1.37	1.38
1200	min	0.664	0.692	0.705	0.710	0.712	0.715	0.718

All data on the spec. sheet is an average value:

The tolerance range : X<6min(+15%~-15%), 6min X<10min(+12%~-12%), 10min X < 60min(+8%~-8%), X 60min(+5%~-5%)