

Specification

Nominal Voltage	12V	
Nominal Capacity(20HR)	35.0Ah	
Dimensions	Length	196 ± 2mm
	Width	130 ± 2mm
	Container Height	155 ± 2mm
	Total Height (with Terminal)	167 ± 2mm
Approx Weight	Approx 10.4 kg	
Terminal	T6	
Container Material	ABS	
Rated Capacity	36.00 Ah/1.80A	(20hr, 1.80V/cell, 25°C)
	33.00 Ah/3.30A	(10hr, 1.80V/cell, 25°C)
	26.50 Ah/5.30A	(5hr, 1.75V/cell, 25°C)
	24.90 Ah/8.30A	(3hr, 1.75V/cell, 25°C)
	20.10Ah/20.10A	(1hr, 1.60V/cell, 25°C)
Max. Discharge Current	495A (5s)	
Internal Resistance	Approx 12mΩ	
Operating Temp. Range	Discharge	-15 ~ 50°C
	Charge	0 ~ 40°C
	Storage	-15 ~ 40°C
Nominal Operating Temp. Range	25 ± 3° C	
Cycle Use	Initial Charging Current less than 9.9A.Voltage	
	14.4V~15.0V at 25°C Temp. Coefficient -30mV/°C	
Standby Use	No limit on Initial Charging Current Voltage	
	13.5V~13.8V at 25°C Temp. Coefficient -20mV/°C	
Capacity affected by Temperature	40°C	103%
	25°C	100%
	0°C	86%
Self Discharge	PBC series batteries may be stored for up to 6 months at 25°C and then a freshening charge is required. For higher temperatures the time interval will be shorter.	



Applications

- ◆ All purpose
- ◆ Uninterruptable Power Supply (UPS)
- ◆ Electric Power System (EPS)
- ◆ Emergency backup power supply
- ◆ Emergency light
- ◆ Railway signal
- ◆ Aircraft signal
- ◆ Alarm and security system
- ◆ Electronic apparatus and equipment
- ◆ Communication power supply
- ◆ DC power supply
- ◆ Auto control system



Constant Current Discharge (Amperes) at 25 °C (77°F)

F.V/Time	20min	30min	45min	1h	2h	3h	4h	5h	6h	8h	10h	20h
1.85V/cell	31.4	25.1	19.1	15.5	9.9	7.6	6.3	5.0	4.3	3.6	3.1	1.7
1.80V/cell	37.3	29.4	20.8	17.5	10.6	7.9	6.6	5.1	4.6	4.1	3.3	1.8
1.75V/cell	40.3	30.7	22.1	18.2	10.9	8.3	6.9	5.3	4.8	4.3	3.4	1.8
1.70V/cell	42.2	32.0	23.4	18.8	11.2	8.6	7.2	5.6	5.0	4.8	3.5	1.9
1.65V/cell	44.6	33.0	24.4	19.5	11.9	8.9	7.4	5.9	5.1	5.0	3.7	2.0
1.60V/cell	46.2	34.7	25.4	20.1	12.5	9.2	7.8	6.3	5.4	5.3	3.8	2.0

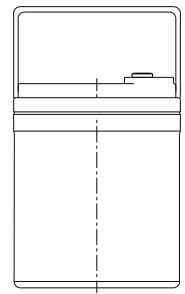
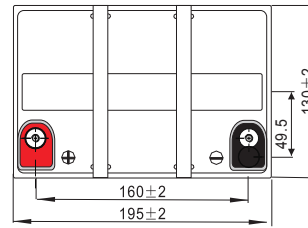
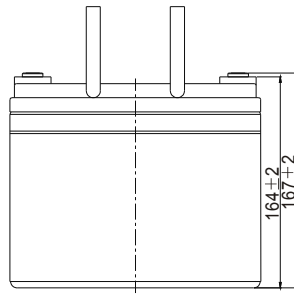
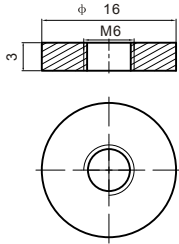
Constant Power Discharge (Watts/cell) at 25 °C (77°F)

F.V/Time	20min	30min	45min	1h	2h	3h	4h	5h	6h	8h	10h	20h
1.85V/cell	58.0	46.4	35.4	28.7	18.3	14.0	11.6	9.2	7.9	6.7	5.8	3.1
1.80V/cell	67.1	52.9	37.4	31.5	19.0	14.3	11.9	9.2	8.3	7.4	5.9	3.2
1.75V/cell	70.5	53.7	38.7	31.8	19.1	14.4	12.1	9.2	8.4	7.5	5.9	3.2
1.70V/cell	71.8	54.4	39.8	32.0	19.1	14.6	12.2	9.5	8.4	8.1	6.0	3.2
1.65V/cell	73.5	54.5	40.3	32.1	19.6	14.7	12.3	9.8	8.4	8.2	6.0	3.3
1.60V/cell	73.9	55.4	40.7	32.2	20.1	14.8	12.4	10.0	8.7	8.4	6.1	3.3

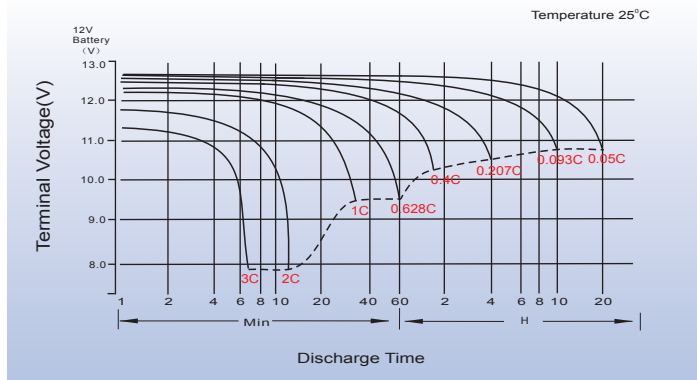
Dimensions

T6 Terminal

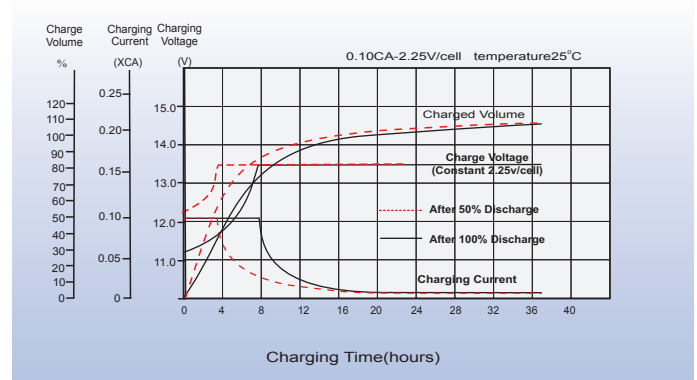
Unit: mm



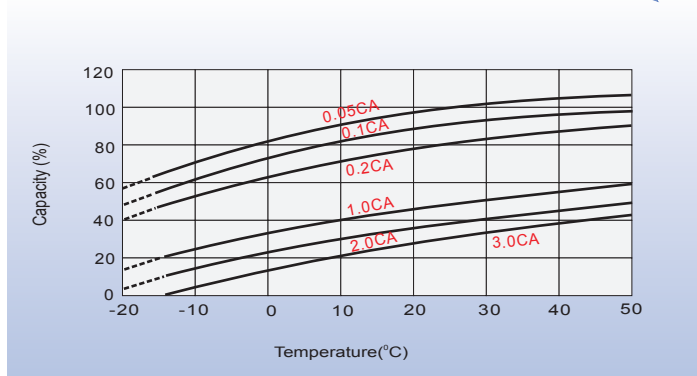
Discharge Characteristics



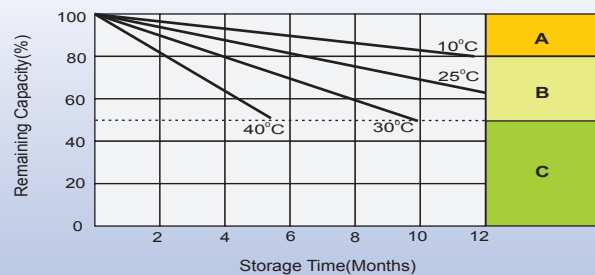
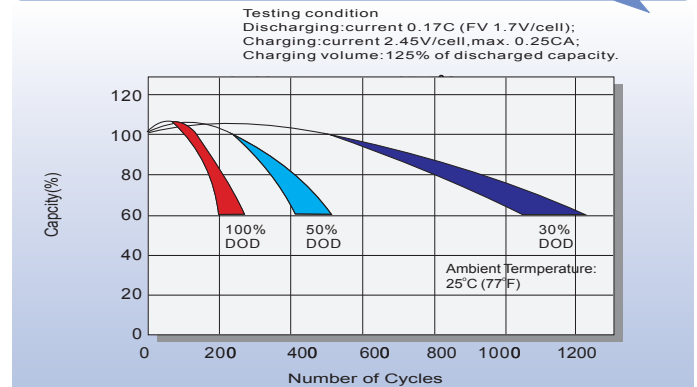
Float Charging Characteristics



Temperature Effects in Relation to Battery Capacity



Cycle Life in Relation to Depth of Discharge



Self Discharge Characteristics

- A** No supplementary charge required
(Carry out supplementary charge before use if 100% capacity is required.)
- B** Supplementary charge required before use. Optional charging way as below:
 1. Charged for above 3 days at limited current 0.25CA and constant volatge 2.25V/cell.
 2. Charged for above 20hours at limited current 0.25CA and constant volatge 2.45V/cell.
 3. Charged for 8~10hours at limited current 0.05CA .
- C** Supplementary charge may often fail to recover the capacity.
The battery should never be left standing till this is reached.

Contact