

KBL121200 12V 120Ah



The KBL Long Life series consists in VRLA batteries - AGM technology (Absorbent Glass Mat), with a design life of 10 years and it is designed for general applications such as UPS, telecommunications and electrical applications.



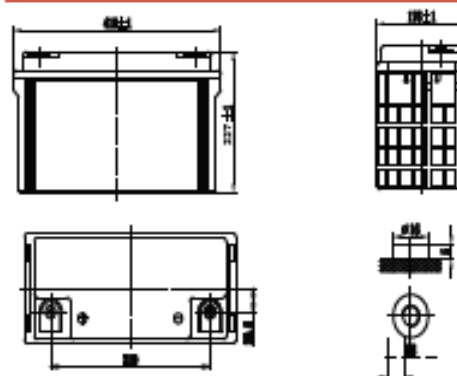
Performance Characteristics

Nominal Voltage	12V	
Dimensions	Length (mm / inch)	418 / 16.1
	Width (mm / inch)	176 / 6.92
	Height (mm / inch)	227 / 8.94
	Total Height (mm / inch)	227 / 8.94
Approx Weight	(Kg / lbs) 35.8 / 77.0	
Design Life	15 years	
Terminal	M8	
Container Material	ABS	
Rated Capacity	120Ah / 12.0A (10hr, 10.5V / cell, 25°C / 77°F)	
	100h / 20.0A (5hr, 10.5V / cell, 25°C / 77°F)	
	71.6Ah / 71.6A (1hr, 9.8V / cell, 25°C / 77°F)	
Max. Discharge Current	95A (5s)	
Internal Resistance	Approx 5.3mΩ	
Operating Temp. Range	Discharge : -20 - 60°C (-4 - 140°F)	
	Charge : -10 - 60°C (-14 - 140°F)	
	Storage : -20 - 60°C (-4 - 140°F)	
Nominal Operating Temp. Range	25 ± 3°C (77 ± 5°F)	
Cycle Use	Initial Charging Current less than 3.6A	
	Voltage: 2.40V - 2.48V at 25°C (77°F)	
	Temp. Coefficient: -30mV/°C	
Standby Use	No limit on Initial Charging Current	
	Voltage: 13.8V - 13.8V at 25°C (77°F)	
	Temp. Coefficient: -30mV/°C	
Capacity affected by Temperature	40°C (104°F)	103%
	25°C (77°F)	100%
	0°C (32°F)	86%
Self Discharge	Fully charged Kaise Standard Series batteries may be stored for up to 6 months at 25°C (77°F) and then a freshening charge is required. For higher temperatures the time interval will be shorter.	

Discharge Constant Current (Amperes) at 77°F (25°C)

Volts/cell	10min	15min	30min	1h	3h	5h	10h
1.80V	197	167	106	65.4	28.1	19.3	12.0
1.75V	210	179	108	67.5	30.5	20.0	12.1
1.70V	223	187	112	69.7	31.0	20.7	12.2
1.65V	245	195	116	71.1	31.5	21.0	12.3
1.60V	250	195	120	71.6	32.0	21.0	12.5

Dimensions and Terminal (Unit: mm (inches))



Applications

Alarm systems	Marine equipment
Cable television	Medical equipment
Communications Equipment	Micro processor based office machines
Control Equipment	Portable cine & Video lights
Computers	Solar powered systems
Electronic Cash Registers	Telecommunications systems
Electric Test Equipment	Television & Video recorders
Emergency lighting systems	Toys
Fire & Security Geophysical equipment	Uninterruptible power supply systems
	Vending machines

Certifications

ISO 9001:2008 ISO 14001:2008



Discharge Current vs. Discharge Voltage

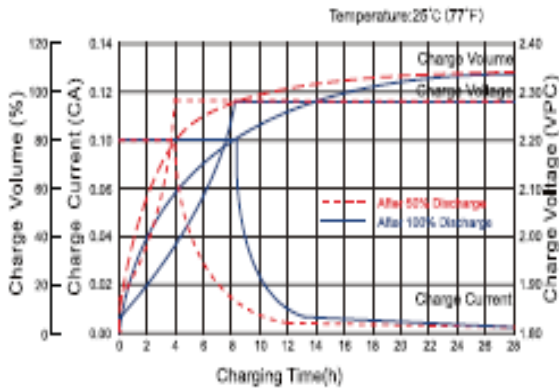
Final discharge voltage WCELL	1.8	1.75	1.7	1.6
Discharge current (A)	I ≤ 0.10A	0.25CA ≥ I > 0.10A	0.55CA ≥ I > 0.25CA	I > 0.55CA

Discharge Constant Power (Watts per cell) at 77°F (25°C)

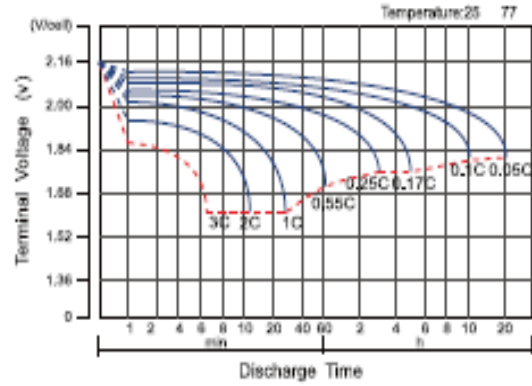
Volts/cell	10min	15min	30min	1h	3h	5h
1.80V	583	181	99	124	92.4	37.0
1.75V	383	334	206	128	93.4	37.4
1.70V	484	346	213	131	95.0	38.3
1.65V	426	358	220	137	96.6	37.4
1.60V	583	370	227	141	99.2	37.0

[Note] The above characteristics data are average values obtained within three charge/discharge cycles not the minimum values.

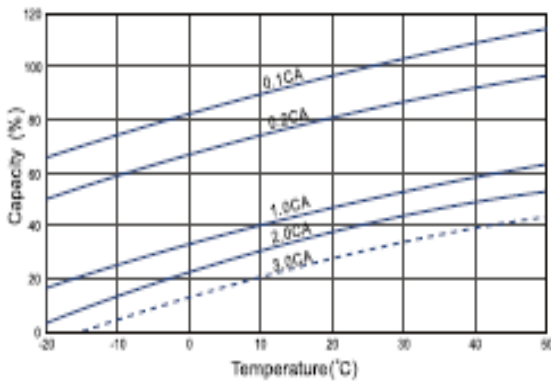
Charging Characteristics (float use)



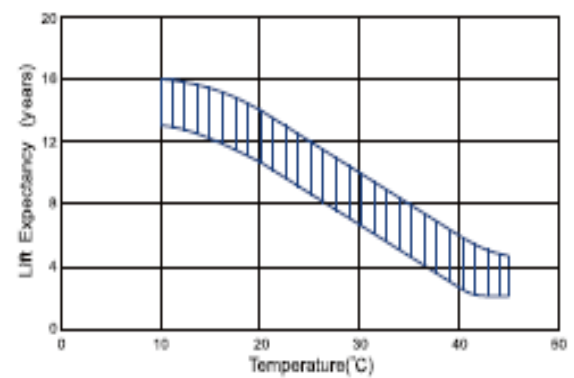
Discharge Characteristics



Temperature Effects in Relation to Battery Capacity



Effect of Temperature on Long Term Float Life



Self Discharge Characteristics

