

MODEL S-305 with Bayonet Cap
 VOLTAGE 6V
 MATERIAL Polypropylene
 DIMENSIONS Inches (mm)
 BATTERY Deep-Cycle Flooded/Wet Lead-Acid Battery
 COLOR Black
 WATERING HydroLink™ Watering System



Not available in the USA, Canada,
Dominican Republic or Haiti

6V Silver Line

PRODUCT + PHYSICAL SPECIFICATIONS

Model	Terminal Type ^E	Dimensions ^C Inches (mm)			Weight Lbs. ^F (kg)	Handles	Installation Orientation
		Length	Width	Height ^D			
S-305	4	12.35 (314)	6.85 (174)	14.41 (366)	83 (38)	Braided Rope	Upright

ELECTRICAL SPECIFICATIONS

Voltage	Capacity ^A Minutes		Capacity ^B Amp-Hours (Ah)				Energy (kWh)	Internal Resistance (mΩ)	Short Circuit Current (amps)
	@ 25 Amps	@ 75 Amps	5-Hr	10-Hr	20-Hr	100-Hr			
6V	624	155	242	271	295	328	1.77	—	—

CHARGING INSTRUCTIONS

Charger Voltage Settings (at 77°F/25°C)				
System Voltage	6V	12V	24V	48V
Maximum Charge Current (% of C ₂₀ Rate)*	13%			
Maximum Absorption Phase Time (hours)	4			
Absorption Voltage **	7.35	14.70	29.40	58.80
Float Voltage	6.75	13.50	27.00	54.00
Equalization Voltage	8.10	16.20	32.40	64.80

Do not install or charge batteries in a sealed or non-ventilated compartment. Constant under or overcharging will damage the battery and shorten its life as with any battery.

*If charging time is limited contact Trojan Technical Support for assistance.

**In cases where controller has a bulk voltage setting, use absorption voltage setting above.

CHARGING TEMPERATURE COMPENSATION

Add	Subtract
0.005 volt per cell for every 1°C below 25°C 0.0028 volt per cell for every 1°F below 77°F	0.005 volt per cell for every 1°C above 25°C 0.0028 volt per cell for every 1°F above 77°F

OPERATIONAL DATA

Operating Temperature	Self Discharge
-4°F to 113°F (-20°C to +45°C). At temperatures below 32°F (0°C) maintain a state of charge greater than 60%.	5 – 15% per month depending on storage temperature conditions.

STATE OF CHARGE MEASURE OF OPEN-CIRCUIT VOLTAGE

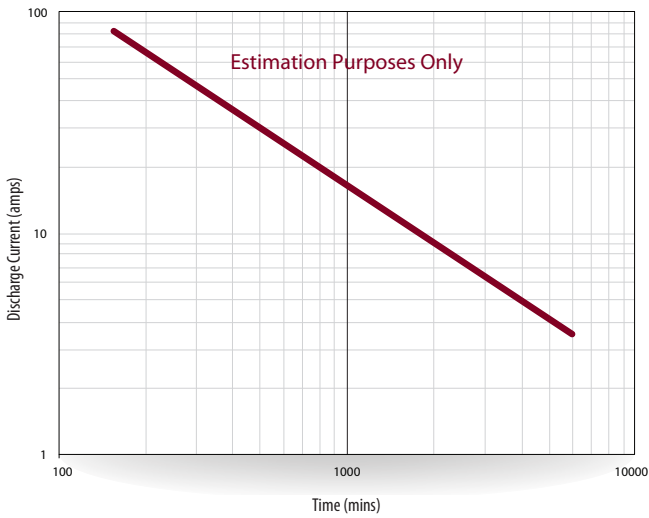
Percentage Charge	Specific Gravity	Cell	6 Volt
100	1.277	2.122	6.37
90	1.258	2.103	6.31
80	1.238	2.083	6.25
70	1.217	2.062	6.19
60	1.195	2.040	6.12
50	1.172	2.017	6.05
40	1.148	1.993	5.98
30	1.124	1.969	5.91
20	1.098	1.943	5.83
10	1.073	1.918	5.75



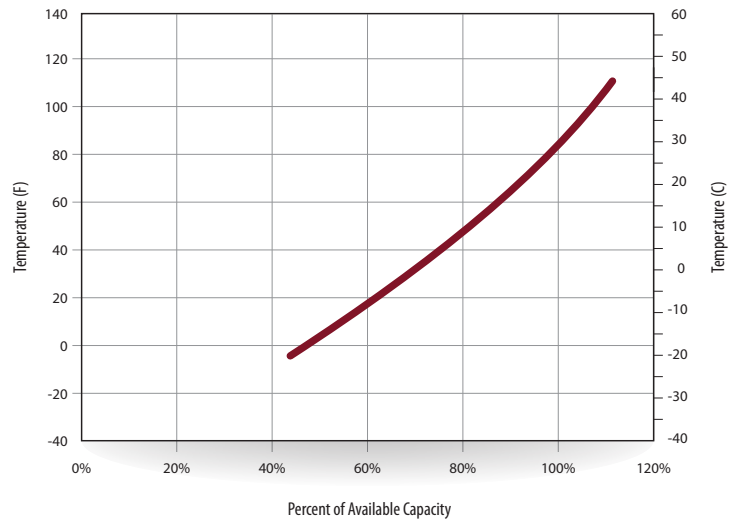
Designed in compliance with applicable BCI, DIN, BS and IEC standards.
Tested in compliance to BCI and IEC standards.



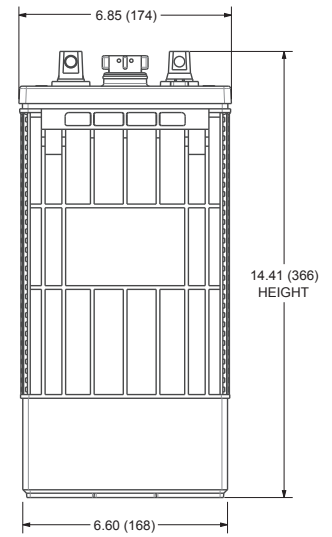
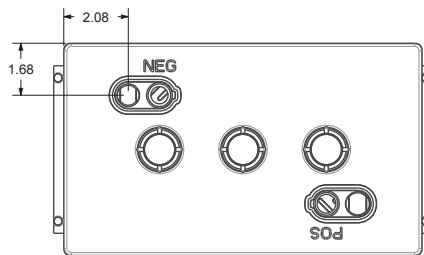
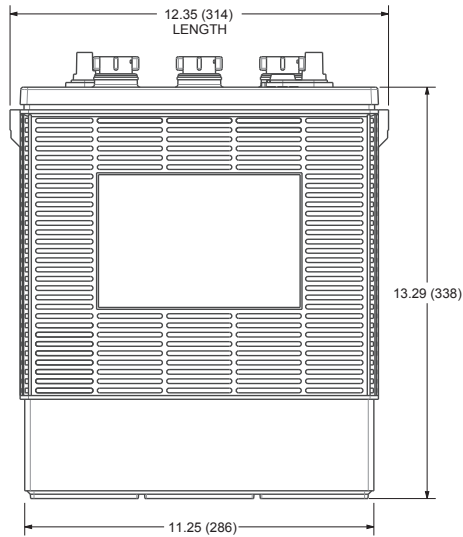
TROJAN S-305 PERFORMANCE




PERCENT CAPACITY VS. TEMPERATURE



BATTERY DIMENSIONS (shown with EUTR)



TERMINAL CONFIGURATION^E

4	EUTR	Embedded Universal Terminal Reverse
		
Terminal Height Inches (mm) 1.10 (28)		
Torque Values in-lb (Nm) 95 - 105 (11 - 12)		
Bolt 5/16" - 18		

- A. The number of minutes a battery can deliver when discharged at a constant rate at 80°F (27°C) and maintain a voltage above 1.75 V/cell. Capacities are based on peak performance.
- B. The amount of amp-hours (Ah) a battery can deliver when discharged at a constant rate at 80°F (27°C) and maintain a voltage above 1.75 V/cell. Capacities are based on peak performance.

- C. Dimensions may vary depending on type of handle or terminal. Batteries should be mounted with 0.5 inches (12.7 mm) spacing minimum.
- D. Height taken from bottom of the battery to the highest point on the battery. Heights may vary depending on type of terminal.
- E. Terminal images are representative only.
- F. Weight may vary.