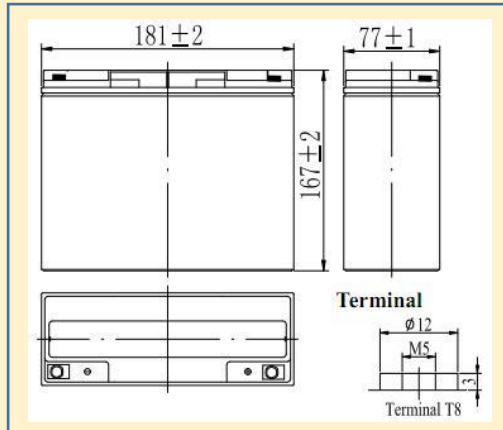


Dimension



Mechanical specification

Number of cell		4*6cells
Dimension	Length	181 ± 2mm (7.13 inch)
	Width	77 ± 2mm (3.03 inch)
	Height	167 ± 2mm (6.57inch)
	Total Height	167 ± 2mm (6.57inch)
Approx. Weight		2.6 kg (5.73lbs) ± 3%
Terminal type		T8, Copper

Electrical specification

Battery pack Specification		
Item	Parameters	
Model	FPLI-1220AH	
Material	LiFePO4	
Nominal Voltage	12.8V	
Nominal Capacity(0.2C)	20Ah	
Standard Discharge	Max. Constant Current	6A (can be customized)
	Max. Pulse current(10ms)	12A/3s(can be customized)
	Cut-off Voltage	10V
Standard Charge	Charge Voltage	14.6V
	Charge Current	4A
	Charge Time	approx. 7hrs
Charge Temperature	-10~45°C	
Discharge Temperature	-10~60°C	
Storage Temperature	-20~70°C	
Cycle life	2000 times	
Storage Humidity	<85%RH	
Housing	ABS	
Cell data		
Nominal Capacity	3.2V	
Charging Mode	CC/CV	
Recommended Charge Current	0.2C	
Charge Voltage	3.65V	
Discharge Cut off Voltage	2.5V	
Max Continues Discharge Current	3.0C	
Max Pulse Discharge Current (2 Seconds)	5.0C	

Features & Benefits

We can design any 12V LiFePO4 with the same SLA case size to replace normal SLA battery!

1. Built-in automatic protection for over-charge, over-discharge and over-temperature conditions
2. Intra-module balancing
3. Environment-friendly
4. Can be charged using most standard lead-acid chargers
5. long cycle life, thousands of cycles, under normal conditions
6. Large capacity with low weight & small size
7. Fast charge/discharge with large current
8. High temperature resistant
9. No memory effect
10. Maintenance-free

Certification & Standard

UL2054、UL 1642

2006/66/EC , Reach, RoHS

TUV/ EN 62133, EN60950

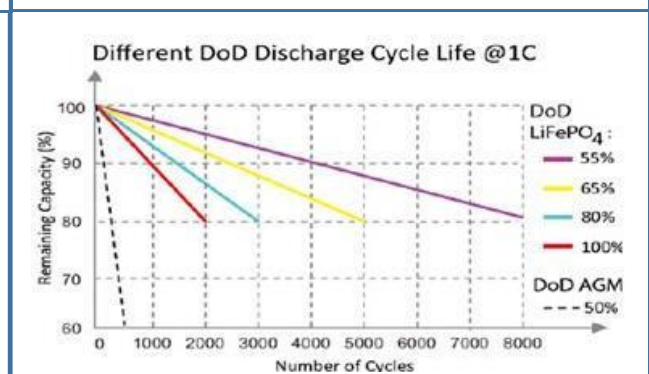
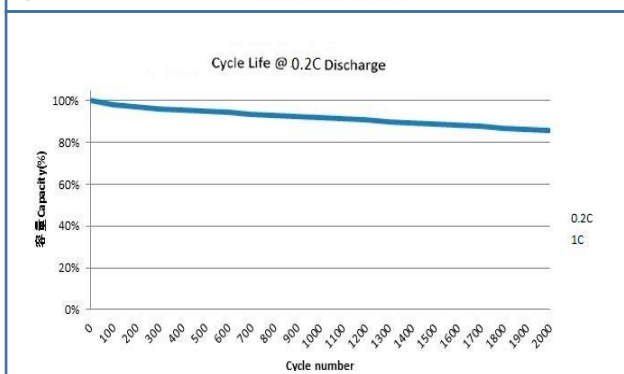
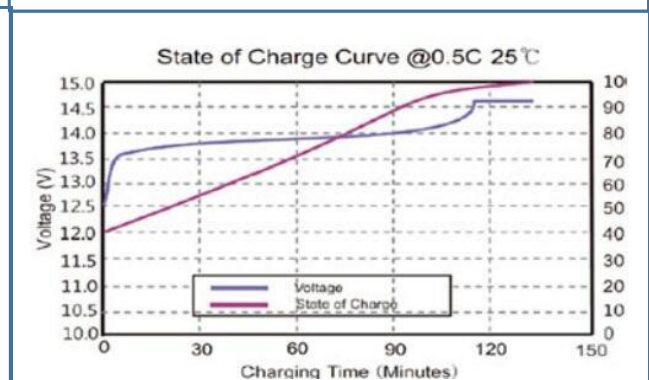
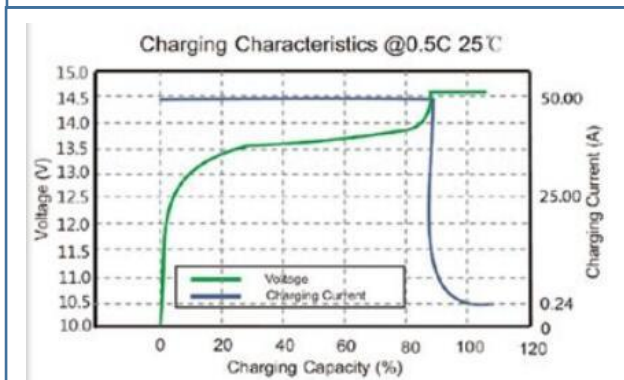
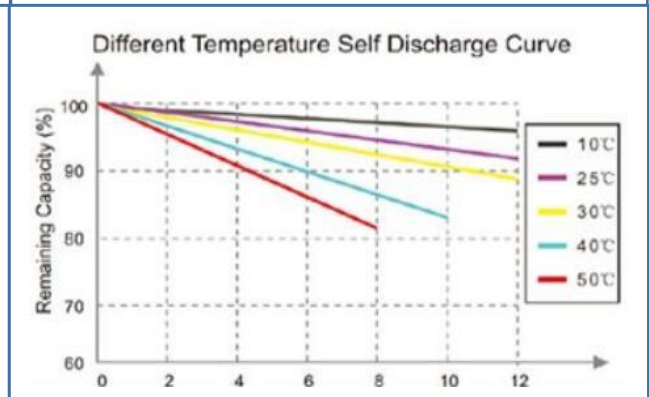
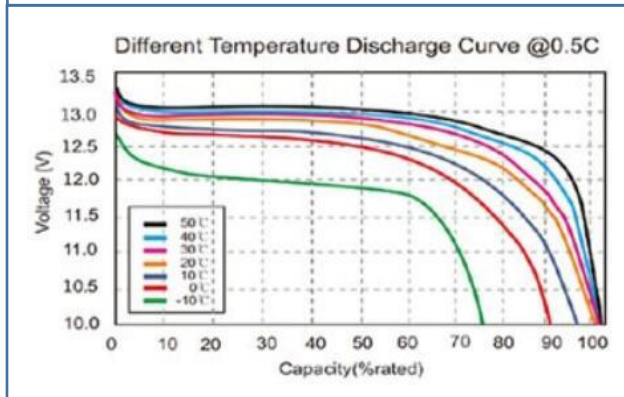
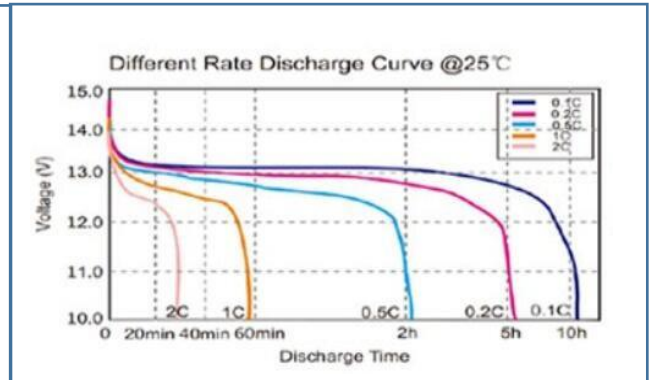
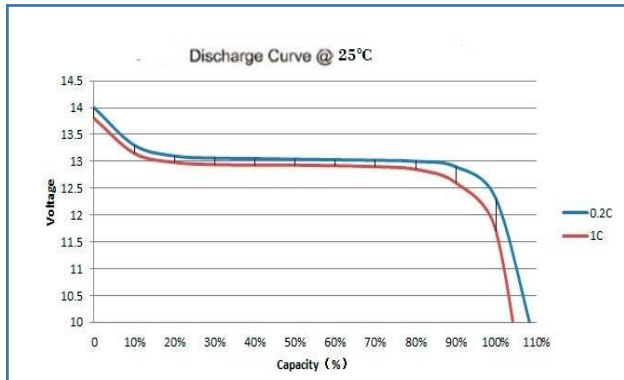
FCC 、PSE、BSMI、ETL、

KC Safety standard、

UN38.3/IATA 54TH

Typical Application

1. Emergency power supply, LED light & flashlight: headlamp, emergency light, solar flashlight, searchlight, lantern, bicycle light, bright flashlight, high-end lamp, military flashlight and so on.
2. Home appliance products: electric vacuum, cleaner, sweeper, water meter, gas meter, electric children toys, electric warm shoes, electric blanket, TV remote control (RC), etc.
3. Consumer applications, communicate & telephone equipment: MPS, tablet PC, laptop, Bluetooth earphone, power bank, portable DVD player, speaker, microphone, sound equipment, audio, digital camera and others
4. Outdoor sports products: camping light, mountain bike light, solar emergency light, self-defense flashlight .
5. Electronical tools & electric transportation vehicles: electric bike, e-scooter, electric car. electric motor and all that.
6. Solar lawn, remote control
7. Electrical and hobby, Medical device
8. Backup power supply, UPS, GPS



Battery Maintenance

1. Charge new batteries. It's not necessary to charge over 12 hours when first used. When a device powered by batteries is purchased, sellers will usually tell us the batteries must first be charged 12 hours before using. Actually, this is unnecessary. Unlike common Ni-CD or Ni-MH batteries, most lithium ion batteries are activated before leaving the factory.
2. Use appropriate chargers.
3. Avoid frequently over charging.
4. Avoid touching metal contacts. All batteries' contacts need to be kept clean for best performance.
5. Avoid using often in high or low temperature environments.
6. Avoid long periods without using or recharging.

Battery caution

- Do not immerse the battery in water or seawater, and keep the battery in a cool dry surrounding if it stands by
- Does not use or leave the battery near a heat source as fire or heater
- Use the battery charger specifically for that purpose when recharging.
- Do not reverse the position and negative terminals.
- Do not connect the battery electrodes to an electrical outlet.
- Do not discard the battery in fire or a heater.
- Do not short-circuit the battery by directly connecting the positive and negative terminals with metal objects.
- Do not transport or store the battery together with metal objects such as hairpins, necklaces, etc.
- Do not strike, trample or throw the battery.
- Do not directly solder the battery and pierce the battery with a nail or other sharp objects.