

ECS6-550 (6V550Ah)

Specification

Nominal Voltage	6V	
Nominal Capacity(20HR)	450.00AH	
Dimension	Length	295±2mm (11.62 inches)
	Width	180±2mm (7.05 inches)
	Container Height	406±2mm (15.92 inches)
	Total Height (with Terminal)	428±2mm (16.71 inches)
Approx Weight	Approx 57.0kgs (125.40lbs)	
Terminal	T5 / DT	
Container Material	ABS	
Rated Capacity	550.0A/4.6A	(100hr, 1.80V/cell, 25°C/77°F)
	450.0A/20.0A	(20hr, 1.80V/cell, 25°C/77°F)
	380.0A/38.0A	(10hr, 1.80V/cell, 25°C/77°F)
	345.0A/69.0A	(5hr, 1.75V/cell, 25°C/77°F)
	270.0A/90.0A	(3hr, 1.75V/cell, 25°C/77°F)
	210.0A/210A	(1hr, 1.60V/cell, 25°C/77°F)
Max. Discharge Current	3000A (5s)	
Internal Resistance	Approx 2.0mΩ	
Operating Temp. Range	Discharge : -20~55°C (-4~131°F)	
	Charge : 0~40°C (32~104°F)	
	Storage : -20~50°C (-4~122°F)	
Nominal Operating Temp. Range	25±3°C (77±5°F)	
Cycle Use	Initial Charging Current less than 83.0A. Voltage	
	7.2V~7.5V at 25°C(77°F)Temp. Coefficient -15mV/°C	
Standby Use	No limit on Initial Charging Current Voltage	
	6.75V~6.9V at 25 °C(77°F)Temp. Coefficient -20mV/°C	
Capacity affected by Temperature	40°C (104°F)	103%
	25°C (77°F)	100%
	0°C (32°F)	86%
Self Discharge	NPM series batteries may be stored for up to 10 months at 25°C(77°F) and then a freshening charge is required.	
	For higher temperatures the time interval will be shorter.	

ecobat
BATTERY



Applications

Applications

- ◆ Railway and marine systems
- ◆ Electric tools
- ◆ Vehicle in place of walking
- ◆ Lawn mowers
- ◆ Golf trolleys and golf cart
- ◆ Electric toys
- ◆ Portable power
- ◆ Wheelchairs
- ◆ Medical equipments
- ◆ Solar / wind power system



ISO9001 ISO14001

Constant Current Discharge (Amperes) at 25°C (77°F)

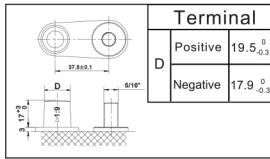
F.V/Time	15min	20min	30min	45min	1h	2h	3h	4h	5h	6h	8h	10h	20h
1.85V/cell	412.0	370.8	306.7	243.2	199.6	119.9	92.7	76.1	64.8	56.6	45.6	38.2	20.3
1.80V/cell	468.0	412.8	329.1	255.9	212.0	126.5	97.2	79.5	67.5	59.1	47.4	40.0	21.0
1.75V/cell	/	445.0	348.5	269.0	221.2	131.7	100.8	82.2	69.6	60.5	48.3	40.4	21.2
1.70V/cell	/	475.9	365.7	279.2	228.9	135.6	103.5	84.0	70.8	61.6	49.0	40.8	21.4
1.65V/cell	/	/	383.6	291.3	237.2	139.7	105.7	85.8	72.3	62.7	49.7	41.3	21.7
1.60V/cell	/	/	396.8	299.2	242.8	143.0	108.0	87.0	73.4	63.5	50.4	41.8	21.9

Constant Power Discharge (Watts) at 25°C (77°F)

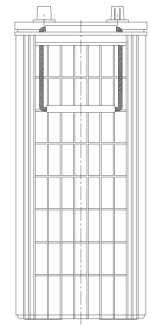
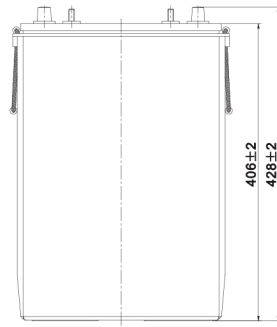
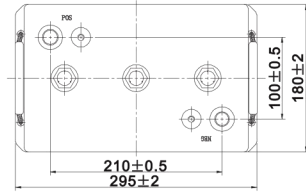
F.V/Time	15min	20min	30min	45min	1h	2h	3h	4h	5h	6h	8h	10h	20h
1.85V/cell	780.1	705.3	586.2	467.6	386.1	233.2	181.1	149.3	127.7	111.8	90.5	76.0	40.3
1.80V/cell	874.8	776.9	623.9	488.7	407.8	244.9	189.1	155.4	132.4	116.4	93.7	79.4	41.7
1.75V/cell	/	827.8	655.6	510.9	423.6	254.0	195.6	160.1	136.0	118.8	95.2	80.1	42.1
1.70V/cell	/	877.8	682.2	526.4	436.1	260.4	200.0	163.0	138.0	120.7	96.6	80.9	42.5
1.65V/cell	/	/	710.2	546.3	449.3	267.1	203.5	165.9	140.4	122.4	97.8	81.8	43.0
1.60V/cell	/	/	727.3	555.8	456.7	271.7	206.7	167.5	141.9	123.7	98.8	82.6	43.4

EDC6-550 (6V550Ah)

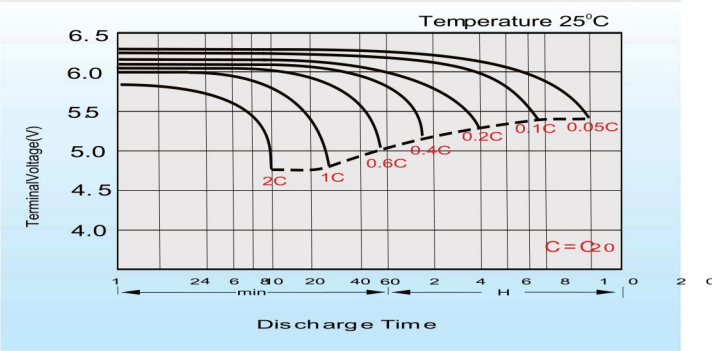
Dimensions



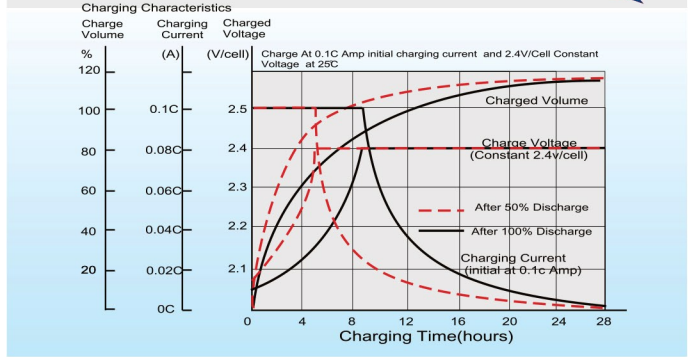
Terminal	
Positive	19.5 ⁰ _{-0.3}
Negative	17.9 ⁰ _{-0.3}



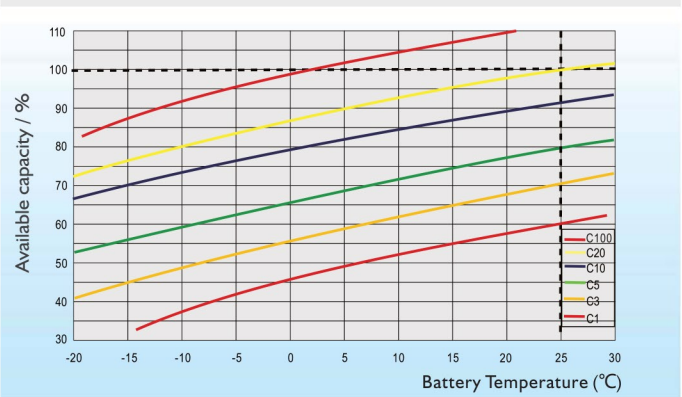
Discharge Characteristics



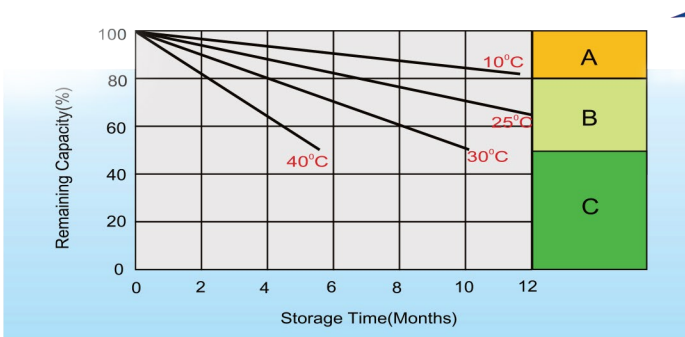
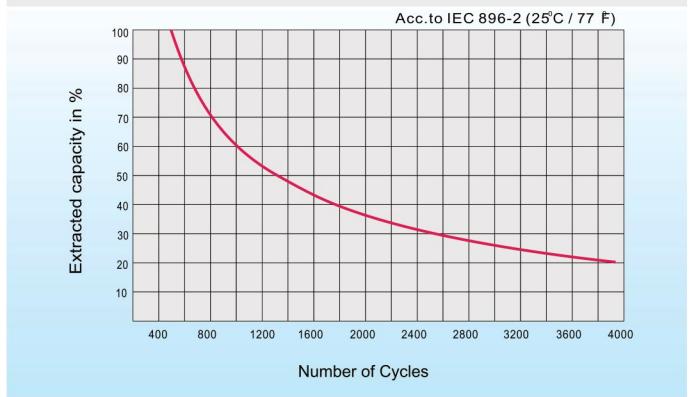
Charging Characteristics (cycle use)



Temperature Effects in Relation to Battery Capacity



Cycle Life in Relation to Depth of Discharge



Self Discharge Characteristics

- A** No supplementary charge required
(Carry out supplementary charge before use if 100% capacity is required.)
- B** Supplementary charge required before use. Optional charging way as below:
 1. Charged for above 3 days at limited current 0.25CA and constant volatge 2.25V/cell.
 2. Charged for above 20hours at limited current 0.25CA and constant volatge 2.45V/cell.
 3. Charged for 8~10hours at limited current 0.05CA .
- C** Supplementary charge may often fail to recover the capacity.
The battery should never be left standing till this is reached.

Specifications subject to change without prior notice.