

MODEL **TR 25.6-25 Li-ion**
 VOLTAGE **25.6V**
 NOMINAL CAPACITY **25Ah (640 Wh)**
 CASE **PC/PBT Resin Blend, IP67 Enclosure, UL94 V-0**
 BATTERY **Deep-Cycle Lithium Iron Phosphate**
 COLOR **Maroon**
 CYCLE LIFE **>5,000 Cycles @ 80% DOD***
 INTELLIGENCE **MOSFETS**



25.6 VOLT

PHYSICAL SPECIFICATIONS

BCI	Model	Terminal Type	Dimensions Inches (mm)			Weight Lbs. ^A (kg)	Handles	Installation Orientation
Group U1	TR 25.6 - 25	M6 - 1.0 Threaded Hole	Length	Width	Height	11.7 (5.3)	Molded	Horizontal and Vertical
			7.8 (198)	5.2 (132)	6.8 (173)			

ELECTRICAL SPECIFICATIONS

Voltage	Capacity Amp-Hours (Ah)			Energy (kWh)	Short Circuit Current (A)
	25.6V	5-Hr (5A)	10-Hr (2.5A)	20-Hr (1.2A)	20-Hr
25		25	25.5	0.64	

OPERATIONAL DATA

Operating Temperature Range	Storage Temperature Range
-4°F to 140°F (-20°C to 60°C) At Temperatures Below 32°F (0°C) Charging Current Reduced	-40°F to 140°F (-40°C to 60°C)

CHARGING INSTRUCTIONS

Charger Settings	
Recommended Charging Voltage	28.8 - 29.6 V
Recommended Float Voltage	27.6 V
Maximum Charging Current @ Temperature	
> 32° F (0°C)	25 A
14° to 32° F (-10° to 0°C)	3.5 A
-4° to 14°F (-20° to -10°C)	1.2 A

RECYCLE RESPONSIBLY



Do not mix with Lead Acid Batteries when Recycling.

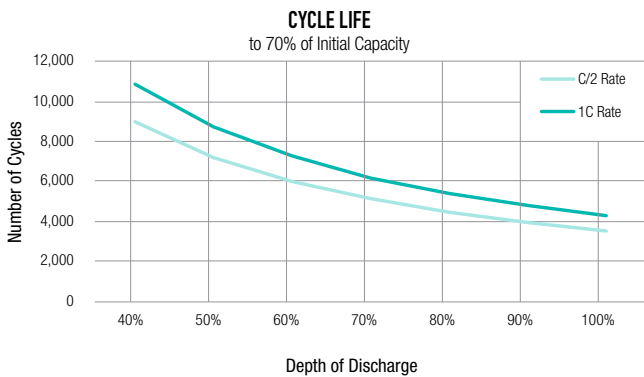
*To 70% of Initial Capacity.

OTHER SPECIFICATIONS

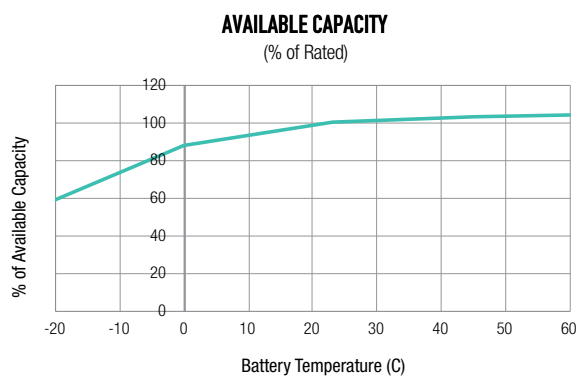
Electrical Features	
Continuous Discharge Current	50 Amps
Pulse Discharge Current @ 77°F (25°C)	70 Amps for 30 Seconds
Communication	N/A
Reserve Capacity @ 25 Amps	60 Min
BMS Protections	Cell-Level Voltage, Temperature, Current
BMS Functions	Cell Balancing
Safety Systems	BMS, MOSFETS
Series Connections	Up to 2S (51.2V)
Parallel Connections	Up to 20P
Discharge Voltage Cutoff	19V ± 5%
Charge Voltage Cutoff	30.4V ± 5% for 5 Seconds
Data Logging	Total Lifetime Amp Hours, Recent Faults
Other Features	
Environmental Protection	IP67
Shipping Classification	UN3480, Class 9, UN38.3 Certified
Case Flame Rating	Non-Flammable UL94 V-0

NOTE: See Trillium User's Guide for Proper Operation.

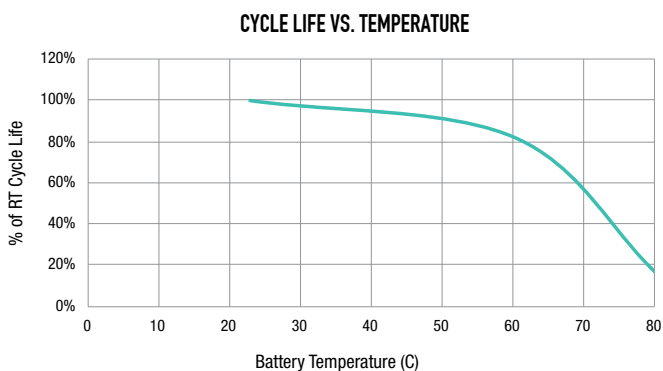
CYCLE LIFE



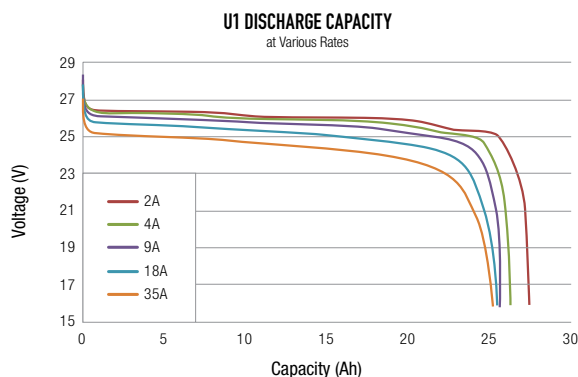
AVAILABLE CAPACITY



CYCLE LIFE VS. TEMPERATURE

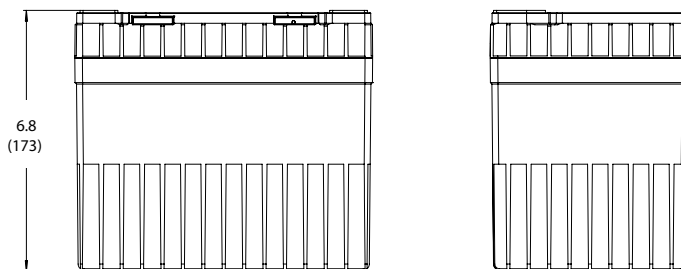
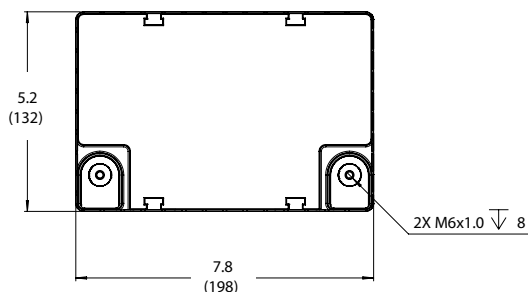


U1 DISCHARGE CAPACITY

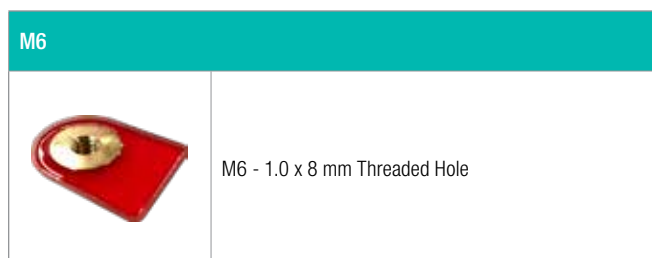


BATTERY DIMENSIONS

Dimensions Inches (mm) - shown with M6



TERMINAL CONFIGURATIONS^B



SAFETY/AGENCY INFORMATION

Certified to the Following	
UN/DoT 38.3	IEC62133
ROHS Compliant	UL2271 (Q1 2019)*
TUV*	UL1642 (Cells)

*Pending

UN38.3 PASSED
TRANSPORTATION
SAFETY
CERTIFIED



TROJAN BATTERY
COMPANY WITH
QUALITY SYSTEM
CERTIFIED BY DNV
= ISO 9001:2015 =

A. Weight may vary.
B. Terminal images are representative only.



800.423.6569 / +1.562.236.3000 / trojanbattery.com

TRJN_U1_Lithium_25.6-25_102618

© 2018 Trojan Battery Company, LLC. All rights reserved. Trojan Battery Company is not liable for damages that may result from any information provided in or omitted from this publication, under any circumstances. Trojan Battery Company reserves the right to make adjustments to this publication at any time, without notice or obligation.