

Multi-application - LiFePO4 Power

CE UE-12Li300BL

Issued Date > 2017-07-26

Issued Version > V00



LITHIUM IRON PHOSPHATE BATTERY



1. General Information

This specification defines the performance of rechargeable LiFePO4 battery pack **UE-12Li300BL**

describes the type, performance, technical characteristics, warning and caution of the battery pack. The battery pack support Bluetooth communication function. Through Android and IOS APP, can read the battery status and information. Especially due to the Android system's openness, different smart phone manufacturer will have their own different Bluetooth hardware version and customized feature Android systems. So the APP may not work well on some smart phones (with Android system) due to compatible issue. It is necessary for the customer to confirm whether the phone is compatible for the APP.

2. Specification (@Battery initial Temp $25\pm 5^{\circ}\text{C}$)

NO.	Items	Description
1	Rated Capacity	300Ah
	Minimum Capacity	285Ah
2	Energy	3.84KWh
3	Nominal Voltage	12.8V
4	Outgoing Voltage	$\geq 12.8\text{V}$
5	Internal resistance	$\leq 15\text{m}\Omega$
6	Series parallel application	Series connection is prohibited
7	Limited charge voltage	$14.6\pm 0.2\text{V}$
8	Floating charge voltage	$13.8\pm 0.2\text{V}$
9	Standard charge current	60A
10	Maximum charge current	80A

NO.	Items	Description
11	Standard discharge current	80A
12	Maximum discharge current	100A/ withstand 30min @Battery initial Temp 25±5°C
13	Pulse discharge current	Withstand the 350A/3s
14	Discharge cut-off voltage	9.2V
15	Dimension	Length: 520±3mm
		Width: 269±3mm
		Height: 220±3mm
16	Weight	Approx: 37.7±1Kg
17	Operating Temperature	Charging: 0~45°C
		Discharging: -20~60°C
		Recommended operating temperature: 15°C~35°C
18	Self-discharge rate	Residual capacity: ≤3%/month; ≤15%/years
		Reversible capacity: ≤1.5%/month; ≤8%/years
19	Storage Temperature & Humidity Range	Less than 1 month: -20°C~35°C, 45% RH~75% RH
		Less than 3 months: -10°C~35°C, 45% RH~75% RH
		Recommended storage environment: 15°C~35°C, 45% RH~75% RH

Long time storage:

If the battery need be stored for a long time, the voltage should be 13.2V (50% SOC), and stored in the condition as storage proposal. It need at least one charge & discharge cycle every six months

3. Test Condition

3.1 Standard Test Conditions

3.1.1 Unless otherwise specified, all performance tests is required conducted at temperature 25°C±2°C, Humidity less than 45% ~ 75% RH.

3.1.2 Unless otherwise specified, the tested product is required unused within two month after outgoing.

4. Product Performance

NO.	Items	Criteria	Testing Method
1	Internal resistance	$\leq 15\text{m}\Omega$	50% battery SOC state frequency of 1 KHZ ac resistance tester.
2	Cycle life (DOD%100)	≥ 2500 cycles	Discharge with the current of 0.33C until it can't discharge, and then rest it for 1h. Charge the battery following CC (0.33C)/CV (14.6V) mode to full capacity, and then rest it for 1h. Repeat above process until full charged capacity is no more than 80% of normal value. Accumulated times is defined as cycle life.
3	Discharge Temperature Characteristics	-20°C	At $25\pm 5^\circ\text{C}$ discharge the battery with the current of 0.33C to the cut-off voltage and record charge capacity. Store the battery at various temperatures for 2h and discharge the battery with 0.33C to the cut-off voltage.
		0°C	
		25°C	
		55°C	
4	Charge Retention ability	Residual capacity $\geq 80\%$	Charge the battery to full capacity and store it for 28 days, and then discharge it with 0.33C to the cut-off voltage.
		Recovery capacity $\geq 90\%$	
5	Communication Function	Bluetooth	Though, user can read the battery system information such as voltage, current, SOC, temperature... and so on.

5. Protective Circuit Specification

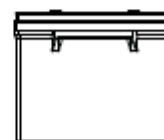
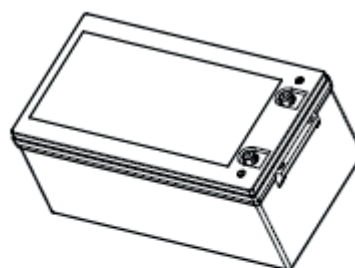
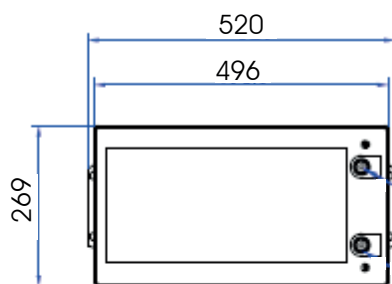
The batteries are supplied with a LiFePO₄ Battery Management System (BMS) that can monitor and optimized each single prismatic cell during charge & discharge, to protect the battery pack overcharge, over discharge, short circuit. Overall, the BMS helps to ensure safe and accurate running.

Items	Content	Specification
Over charge	Over-charge protection for each cell	$3.80\pm 0.03\text{V}$
	Over-charge release for each cell	$3.60\pm 0.04\text{V}$
	Over-charge release method	Under the release voltage

Items	Content	Specification
Over discharge	Over-discharge protection for each cell	$2.3 \pm 0.05V$
	Over-discharge release for each cell	$2.8 \pm 0.05V$
	Over-discharge release method	Charge to recovery
Over current	Discharge over current protection	300A~500A
	Protection delay time	0.5s~2s
	Over current release method	Delay about 8S after recovery
Short circuit	Do not short-circuit the electrodes	Designed For 600A /500us
Battery temperature	Charge over temperature	Protection @ $65 \pm 5^{\circ}C$
		Release @ $50 \pm 5^{\circ}C$
	Discharge over temperature	Protection @ $65 \pm 5^{\circ}C$
		Release @ $50 \pm 5^{\circ}C$
	Charge low temperature protection	Protection @ $-10 \pm 5^{\circ}C$
		Release @ $0 \pm 5^{\circ}C$
	MOSFET over temperature protection	Protection @ $103 \pm 10^{\circ}C$
		Release @ $75 \pm 10^{\circ}C$

6. Dimensional Drawing

Unit: mm



7. Transportation

- Based on the character of cell, proper environment for transportation of LiFePO₄ battery pack need to be created to protect the battery.
- Battery should be stayed in the warehouse 15°C ~ 35°C where it's dry, clean, shade and well-ventilated.
- The battery should be stored in 50% SOC during transportation.
- The battery need to be charged every 6 months if out of use.
- Keep the battery against dropping, turning over and serious stacking during loading.

8. Warning & Tips

Please read and follow the specification and caution remarks on battery surface before use the battery. Improper use may cause heat, fire, rupture, damage or capacity deterioration of the battery. describes is not responsible for any accidents caused by the usage without following our specification.

- The battery must be far away from heat source, high voltage, and avoid to be exposed in sunshine for long time.
- Never throw the battery into water.
- Do not put the battery in a charger or equipment with wrong terminals connected.
- Never connect the positive and negative of battery with metal.
- Avoid excessive physical shock or vibration. don't hit, fall, stamp on the battery.
- Without the permission of the manufacturer and guidance, forbidden to remove or to assemble the battery.
- Do not use the battery mixed with other different manufacturer, type, or model batteries.
- Keep the battery against high temperature. Otherwise it will cause battery heat, get into fire or lose some function and reduce the life.
- When battery run out of power, please charge your battery timely (≤ 15 day).
- Please use the matched or suggested charger for this battery.
- If battery emit peculiar smell, heating, distortion or appear any abnormality during working or storage, please stop using and take it out from device.
- If the battery leaks and get into the eyes or skin, do not wipe, instead, rinse it with clean water and see doctor immediately.
- Please far away from children or pets.
- Do not put disuse battery into a fire or water.
- The battery pack supports up to 4 series-connected applications.
- Parallel connection of this battery pack is allowed under condition that voltage difference $\leq 0.2V$, parallel numbers ≤ 4 groups, and operated by professionals.

9. Battery Operation Instruction

9.1 Charge and discharge

9.1.1 Charging current: Do not surpass the largest charging current that specification stipulated.

9.1.2 Charging voltage: Do not surpass the highest limited voltage that specification stipulated.

9.1.3 Charging temperature: within temperature scope that specification stipulated.

9.1.4 Charge with constant current, then with the constant voltage, no reverse charge, which is dangerous.

9.1.5 Special note:

Short time doesn't affect the use of the battery overcharge too, but for a long period of time over discharge or over charge can affect the function of the battery failure, or the battery can't use permanent, appear serious safety hazards, need long time floating please use the recommended floating model specification. Battery when not in use for a long time, because of its own self-discharge characteristics can also cause discharge, to prevent the occurrence of a discharge, battery should maintain a certain capacity, maintain the voltage at 50% state of SOC.

10. Other Chemical Reaction

Because batteries utilize a chemical reaction, battery performance will deteriorate over time even if stored for a long period of time without being used. In addition, if the various usage conditions such as charge, discharge, ambient temperature, etc. are not maintained within the specified ranges, the life expectancy of the battery may be shortened or the device in which the battery is used may be damaged by electrolyte leakage. If the discharge time is much shorter than the normal after full charged, even battery is charged correctly, and this may indicate it is time to change the battery.