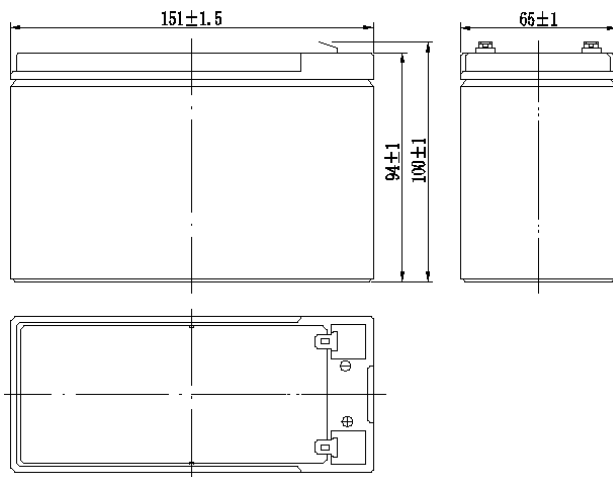
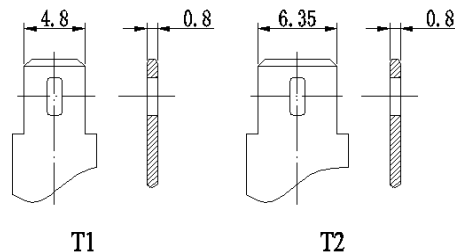


Specifications

Nominal Voltage		12 V
Rated capacity(20HR)		7Ah
Dimension	Length	151 ± 1.5mm (5.94inch)
	Width	65 ± 1mm (2.56inch)
	Height	94 ± 1mm (3.70inch)
	Total Height	100 ± 1mm (3.94inch)
Approx. Weight		1.92kg (4.23lbs) ± 4%


Dimensions

Characteristics

Capacity (25°C)	20HR(10.5V)	6.0 Ah
	10HR(10.5V)	5.6Ah
	1HR(9.60V)	3.6Ah
Terminal type		T1/T2
Internal resistance (Fully charged, 25°C)		Approx. 38m Ω
Capacity affected by temperature (20HR)	40°C	102%
	25°C	100%
	0°C	85%
	-15°C	65%
Self-discharge (25°C)	3 month	Remaining Capacity: 91%
	6 month	Remaining Capacity: 82%
	12 month	Remaining Capacity: 65%
Nominal operating temperature		25°C ± 3°C (77°F ± 5°F)
Operating temperature range	Discharge	-15°C ~ 50°C (5°F ~ 122°F)
	Charge	-10°C ~ 50°C (14°F ~ 122°F)
	Storage	-20°C ~ 50°C (-4°F ~ 122°F)
Float charging voltage(25°C)	13.50 to 13.80V Temperature compensation: -18mV/°C	
Cyclic charging voltage(25°C)	14.50 to 15.00V Temperature compensation: -30mV/°C	
Maximum charging current	1.8A	
Maximum discharge current	90A(5 sec.)	
Designed floating life(20°C)	5 years	

Terminal

Construction

Component	Positive plate	Negative plate	Container	Cover	Separator	Electrolyte	Safety valve	Terminal
Raw material	Lead dioxide	Lead	ABS	ABS	AGM	Sulfuric acid	Rubber	Copper

Constant Current Discharge Characteristics (A, 25°C)

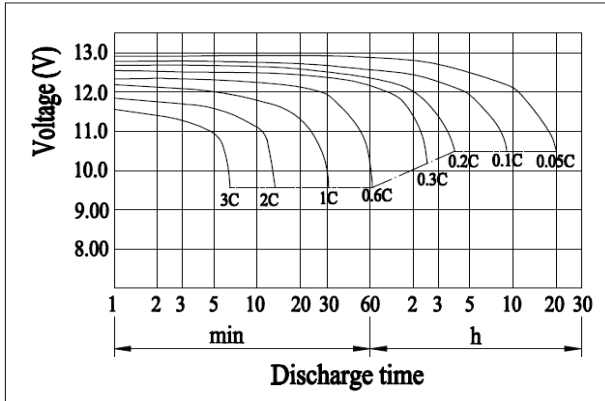
F.V/TIME	5min	10min	15min	30min	60min	2h	3h	4h	5h	10h	20h
9.60V	21.7	13.7	10.7	6.04	3.71	2.15	1.49	1.23	1.05	0.57	0.30
9.90V	21.0	13.3	10.5	5.92	3.66	2.14	1.48	1.22	1.04	0.57	0.30
10.2V	20.1	12.8	10.1	5.74	3.57	2.12	1.47	1.21	1.03	0.56	0.30
10.5V	19.3	12.2	9.73	5.60	3.49	2.09	1.46	1.21	1.03	0.56	0.30
10.8V	18.2	11.5	9.22	5.39	3.39	2.03	1.41	1.17	1.00	0.55	0.29

Constant Power Discharge Characteristics (Watt, 25°C)

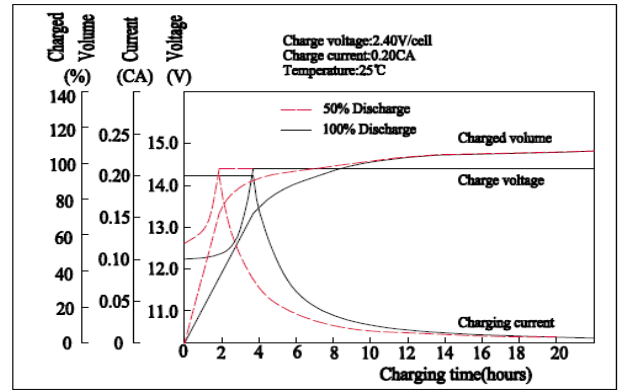
F.V/TIME	5min	10min	15min	30min	60min	2h	3h	4h	5h	10h	20h
9.60V	242	155	122	69.2	43.0	25.2	17.7	14.7	12.5	6.82	3.65
9.90V	234	150	119	67.8	42.4	25.0	17.6	14.6	12.4	6.79	3.64
10.2V	225	144	115	65.7	41.3	24.8	17.4	14.5	12.3	6.76	3.62
10.5V	215	138	111	64.2	40.5	24.4	17.3	14.4	12.3	6.72	3.60
10.8V	203	130	105	61.8	39.2	23.8	16.8	13.9	11.9	6.58	3.53

Note: The above characteristics data can be obtained within three charge/discharge cycles.

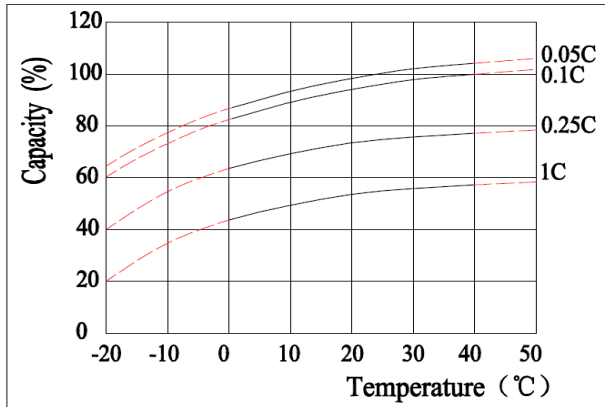
Discharge Characteristics(25°C)



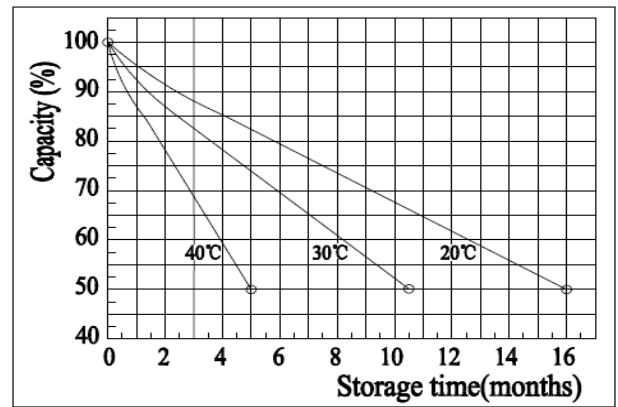
Charging Characteristics(25°C)



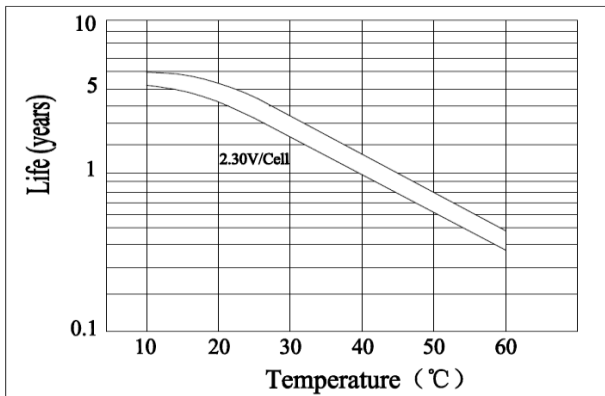
Effect of Temperature on Capacity



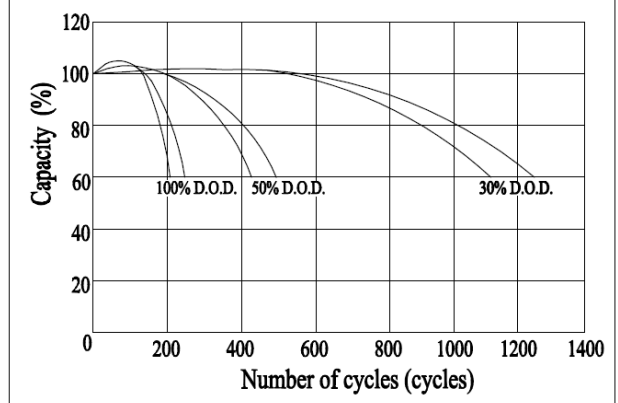
Self-discharge Characteristics



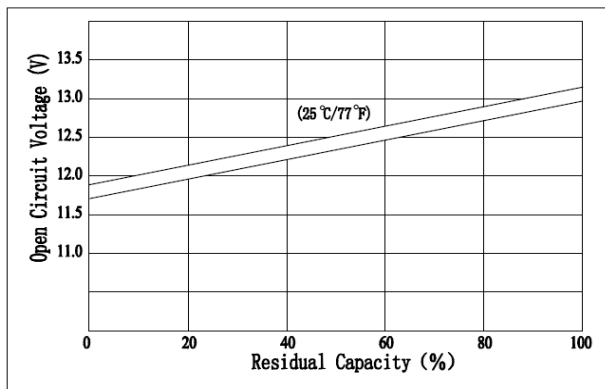
Floating Life on Temperature



Cycle Life on D.O.D(25°C)



The Relationship for Open Circuit Voltage and Residual Capacity (25°C)



The Relationship for Charging Voltage and Temperature

