


Product Features



Deep Cycle Series	400~600 Cycle Times @100%DOD	
↑10% Energy Density Patent negative pasting formula	↓50% Grid Corrosion Rare-earth patent alloy	0% Acid stratification Nano silica gel technology

Product Applications



Physical Specifications

Model	Dimensions (mm/inch)				Weight (kg/lbs)	Terminal	Container
6-DZM-15	Length	Width	Height	Total Height	4.10/9.04	T2-1	ABS UL94-HB (Optional: FR ABS UL94-V0)
	151/5.94	99/3.90	98/3.86	103/4.06			

Product Specifications

Nominal Voltage	Rated Capacity ^{25°C/77°F}	Operating Temp.Range	Capacity Effected Temp	Capacity vs Storage Time
12V	15.0Ah 20hr Rate (1.80V/cell) 14.2Ah 10hr Rate (1.75V/cell) 13.9Ah 5hr Rate (1.75V/cell) 12.6Ah 2hr Rate (1.75V/cell)	Discharge:-15°C~50°C (5°F~122°F) Charge:0°C~40°C (32°F~104°F) Storage:-15°C~40°C (5°F~104°F) Optimum:25°C±2°C (77°F±5°F)	40°C (104°F):106% 25°C (77°F):100% 0°C (32°F):85% -15°C (5°F):72%	Three months : 90% Six months : 80% Nine months : 60%

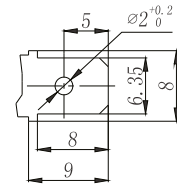
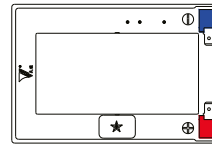
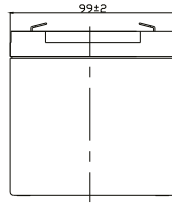
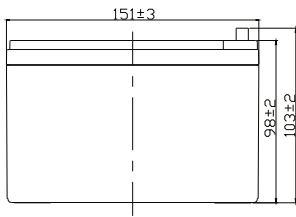
Constant Current Discharge (A)@25°C (77°F)

F.V/Time	15min	20min	30min	45min	1h	2h	3h	4h	5h	6h	8h	10h	20h
1.85V/cell	29.3	24.1	17.7	12.6	10.0	5.71	3.90	3.02	2.50	2.13	1.66	1.36	0.725
1.80V/cell	30.0	24.6	18.3	13.0	10.3	5.91	3.99	3.11	2.60	2.21	1.71	1.39	0.750
1.75V/cell	30.8	25.2	18.8	13.5	10.7	6.28	4.20	3.22	2.77	2.32	1.76	1.42	0.764
1.70V/cell	31.8	25.9	19.3	13.8	11.0	6.39	4.29	3.34	2.79	2.37	1.80	1.46	0.782
1.67V/cell	32.5	26.5	19.7	14.3	11.4	6.45	4.35	3.42	2.87	2.42	1.84	1.48	0.788
1.60V/cell	33.7	27.4	20.2	14.7	11.7	6.66	4.50	3.52	2.91	2.48	1.89	1.53	0.794

Constant Power Discharge (W/cell)@25°C (77°F)

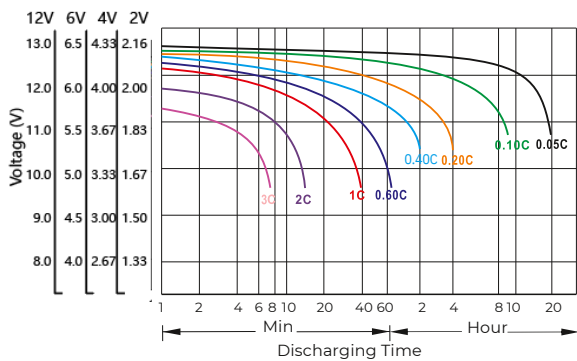
F.V/Time	15min	20min	30min	45min	1h	2h	3h	4h	5h	6h	8h	10h	20h
1.85V/cell	55.9	46.5	34.5	24.8	19.8	11.4	7.82	6.08	5.05	4.31	3.37	2.75	1.48
1.80V/cell	56.8	47.3	35.6	25.4	20.3	11.7	7.97	6.24	5.23	4.46	3.45	2.81	1.52
1.75V/cell	58.0	48.3	36.5	26.4	21.0	12.4	8.36	6.44	5.54	4.66	3.53	2.86	1.54
1.70V/cell	59.6	49.2	37.2	26.8	21.6	12.6	8.49	6.62	5.55	4.72	3.60	2.91	1.57
1.67V/cell	60.2	49.8	37.7	27.5	22.2	12.6	8.55	6.75	5.68	4.79	3.65	2.94	1.58
1.60V/cell	61.8	51.0	38.4	28.0	22.4	12.9	8.78	6.88	5.71	4.87	3.71	3.02	1.58

Battery Dimensions (mm)

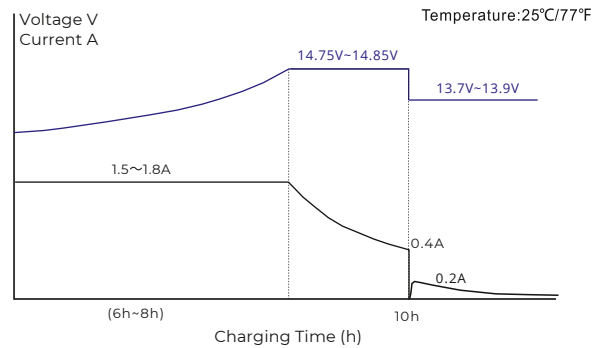


Electrical Characteristics

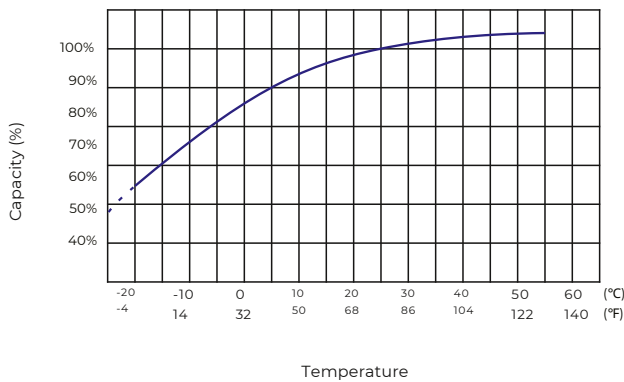
Discharging Characteristics@25°C(77°F)



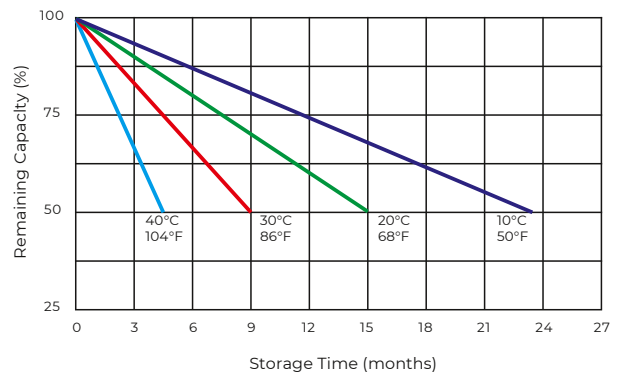
Charging Characteristics@25°C(77°F)



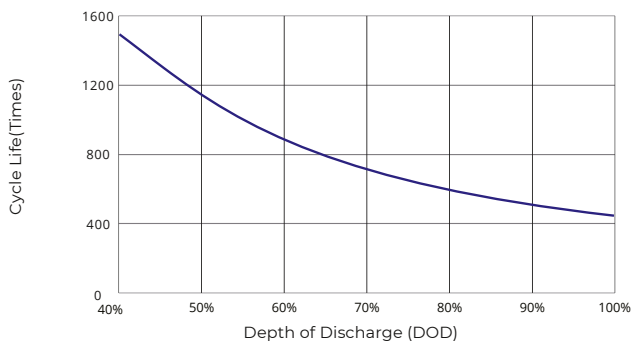
Capacity vs Temperature



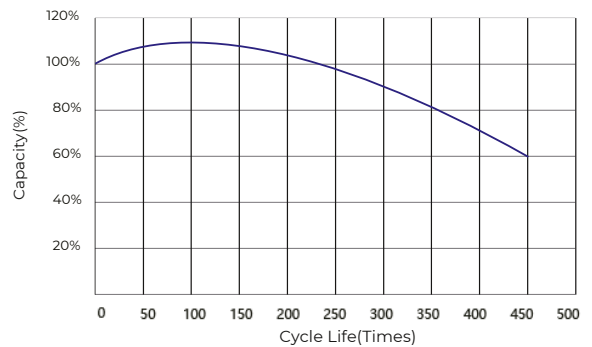
Self-discharge vs Time



Cycle Life vs Depth of Discharge@25°C(77°F)



Cycle Life vs Remaining Capacity@25°C(77°F)



Usage and Maintenance

Limited Current	Limited Voltage	Floating Voltage
Limited current: $\leq 0.2C_2A$	14.75V~14.85V@25 °C (77 °F) Temp.Coefficient:-24mV/°C	13.7V~13.9V@25 °C (77 °F) Temp.Coefficient:-18mV/°C