

FIAMM

Industrial Batteries

FG series



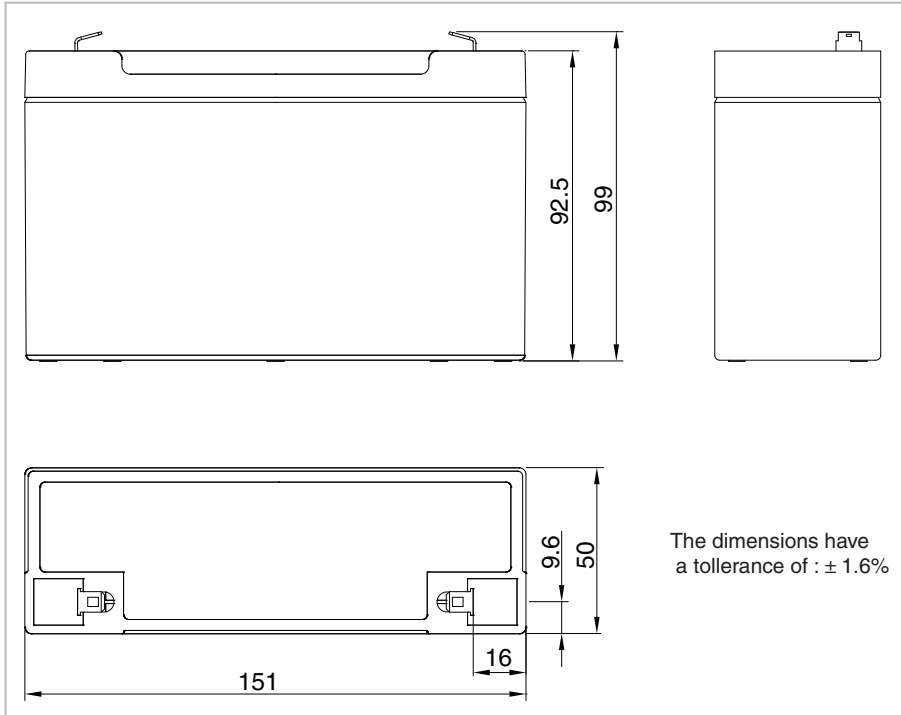
FG11202

6 Volt 12 Ah

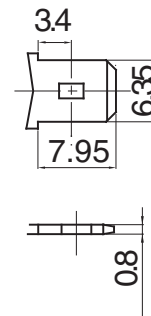
FG11202 is a general purpose application battery. Within the FG range FIAMM offer 6V and 12V monoblocs at various amp hour capacities enable the right battery selection for each requirement. FIAMM is a Manufacturer of VRLA batteries and is supported by a dedicated sales network with market knowledge and experience of small sealed lead acid battery applications.

Features

Nominal Voltage	6 Volt
Nominal Capacity	12 Ah 20 hours rate to 1.75 Vpc at 25 °C
Float charging voltage	6.75 - 6.90 V/bloc at 25 °C
Boost charge voltage	7.20 - 7.50 V/bloc at 25 °C
Float voltage compensation	-18mV/°C
Maximum charging current	3 A
Case	ABS with HB fiammability rate (according UL 94)
Internal resistance	6.6 mΩ in full charged condition
Weight	1.9 kg
Dimensions	L x W x H (TH): 151 x 50 x 94 (99)
Operative temperature range	-20 °C to 50 °C
Shelf life procedures	As batteries lose part of their capacity, during storage, due to self discharge. FIAMM recommends FG range of batteries can be stored for 6 months at an ambient temperature of 20 and 25 °C (see attached graph on reverse). Longer storage requires a recharge. This should be carried out in line with FIAMM recommended method; 2.4 V/cell for no longer than 24 hours at 20 °C



Faston 6.3 mm



SSLA Products

FG series

FG11202

6 Volt

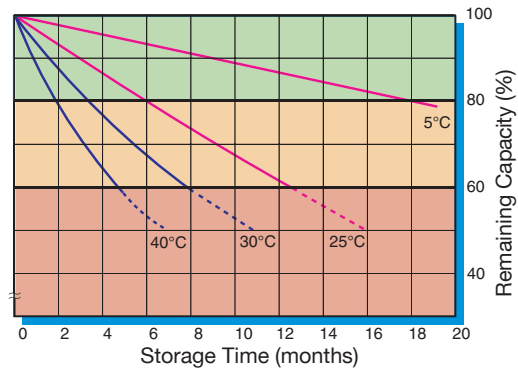
12 Ah

Capacity loss during storage at various temperatures

The battery can be used without refreshing charge

Refreshing charge at 2.4 Vpc for 24 hours (at 20-25°C) must be applied as soon as possible.

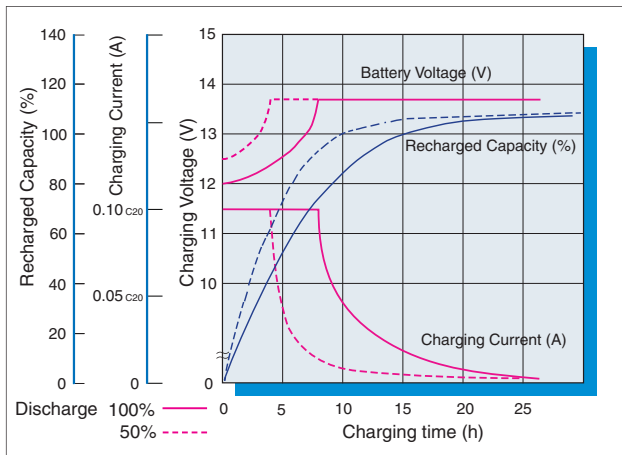
Refreshing charge of 2.4 Vpc may be insufficient to recover the battery capacity. It is important to avoid this area



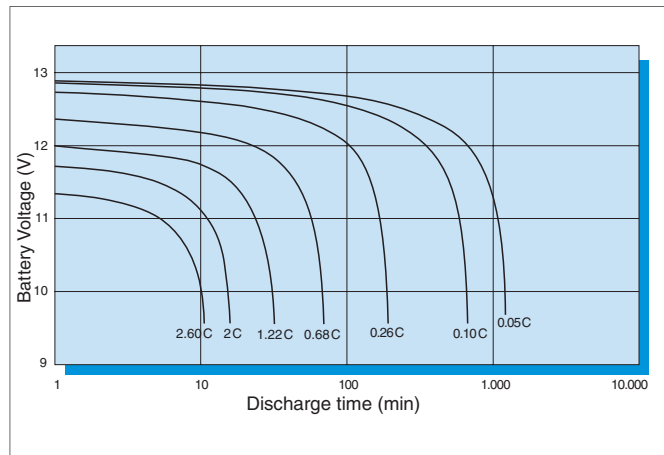
VdS N.:G192001



Battery Voltage and Charge Time for Standby Use (at 25°C)



Discharge curves at different current / final voltage (at 25°C)



Costant Current discharge table (Amperes)

End voltage	5 min	10 min	15 min	20 min	30 min	45 min	1 hour	2 hrs	3 hrs	5 hrs	10 hrs	20 hrs
4.80 V	39.1	27.6	21.1	17.0	12.6	9.34	7.48	4.28	3.16	2.03	1.13	0.62
4.95 V	38.0	26.9	20.7	16.7	12.5	9.21	7.42	4.23	3.14	2.02	1.12	0.62
5.01 V	37.0	26.3	20.4	16.5	12.3	9.10	7.32	4.20	3.12	2.01	1.12	0.62
5.10 V	35.6	25.7	20.1	16.4	12.1	8.99	7.22	4.14	3.08	1.99	1.11	0.61
5.25 V	33.9	24.4	19.1	15.7	11.8	8.77	7.03	4.05	3.03	1.96	1.09	0.60
5.40 V	31.4	22.9	17.8	14.7	11.1	8.36	6.77	3.93	2.86	1.86	1.06	0.59

Costant Power discharge table (Watts per bloc)

End voltage	5 min	10 min	15 min	20 min	30 min	45 min	1 hour	2 hrs	3 hrs	5 hrs	10 hrs	20 hrs
4.80 V	195	142	110	90.7	69.0	52.0	42.1	24.4	18.2	11.7	6.54	3.62
4.95 V	191	139	109	89.4	68.3	51.4	41.9	24.2	18.1	11.7	6.54	3.62
5.01 V	186	136	108	88.7	67.5	50.8	41.3	24.1	18.0	11.7	6.52	3.61
5.10 V	179	133	106	88.0	66.7	50.3	40.8	23.7	17.8	11.6	6.50	3.60
5.25 V	171	127	101	84.6	64.9	49.2	39.9	23.4	17.6	11.5	6.44	3.58
5.40 V	160	120	95.1	80.2	61.9	47.2	38.5	22.8	16.7	10.9	6.25	3.51