

EDC6-225 (6V 225Ah)
Specifications

Nominal Voltage	6V	
Nominal Capacity(20 Hr)	225Ah	
Dimension	Length	260±1mm(10.24 inches)
	Width	180±1mm(7.09 inches)
	Container Height	246±1mm(9.69 inches)
	Total Height (With terminal)	252±1mm(9.92 inches)
Approx Weight	Approx. 30kgs (66.14 lbs)	
Design life	12 years	
Terminal	M8	
Container Material	ABS	
Rated Capacity	225.0Ah/11.25A	(20hr, 1.75V/Cell, 25 °C/77°F)
	204.8Ah/20.48A	(10hr, 1.80V/Cell, 25 °C/77°F)
	179.0Ah/35.80A	(5hr, 1.75V/Cell, 25 °C/77°F)
	125.1Ah/125.1A	(1hr, 1.60V/Cell, 25 °C/77°F)
Max. Discharge Current	2000A(5s)	
Internal Resistance	Appro≤2.7mΩ	
Operating Temp. Range	Discharge:	-20 °C~50 °C
	Charge:	0 °C~40 °C
	Storage:	-20 °C~50 °C
Nominal Operating Temp. Range	25±3 °C(77±5°F)	
Cycle Use	Initial Charging Current Less than 40.5 A. Voltage 14.4V-15.0V at 25 °C(77°F) Temp. Coefficient-20mV/C	
	No limit on Intital Charging Current Voltage 13.5V-13.8V at 25 °C(77°F) Temp. Coefficient-20mV/C	
Standby Use	40 °C(104°F) 103%	
Capacity affected by Temperature	25 °C(77°F) 100%	
	0 °C(32°F) 86%	
	EDC series batteries may be stored for up to 6 months at25 °C(77°F) and then a freshening charge is required. For higher temperatures the time interval will be shorter.	


Application

- ◆ All purpose
- ◆ Uninterruptable Power Supply(UPS)
- ◆ Electric Power System(EPS)
- ◆ Emergency backup power supply
- ◆ Emergency light
- ◆ Railway signal
- ◆ Aircraft signal
- ◆ Alarm and securitysystem
- ◆ Electronic apparatus & equipment
- ◆ Communication power supply
- ◆ DC power supply
- ◆ Auto controlsystem

Constant Current Discharge (Amperes) at 25 °C (77F)

F.V/Time	15min	30min	45min	1h	2h	3h	5h	8h	10h	20h	100h
1.60V	289.6	185.0	135.9	125.1	79.4	55.8	37.8	25.0	22.28	11.93	2.70
1.67V	284.4	181.6	133.4	122.6	77.9	54.7	37.1	24.5	21.83	11.70	2.66
1.70V	279.0	178.2	131.0	120.4	76.5	53.8	36.5	24.1	21.38	11.48	2.59
1.75V	273.8	174.8	128.5	118.1	74.9	52.7	35.8	23.6	21.15	11.25	2.54
1.80V	263.3	168.1	123.5	113.6	72.0	50.6	34.4	22.7	20.48	11.14	2.50

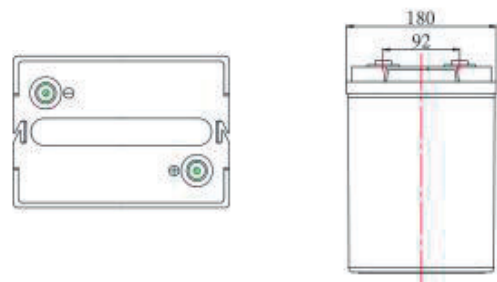
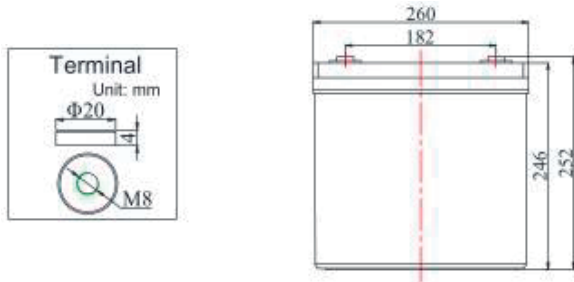
Constant Power Discharge (Watts) at 25 °C (77F)

F.V/Time	15min	30min	45min	1h	2h	3h	5h	8h	10h	20h	100h
1.60V	557.3	356.0	261.7	240.1	152.6	107.1	72.9	47.9	43.0	23.3	5.20
1.67V	547.2	349.4	256.7	235.8	149.9	105.3	71.6	47.3	42.1	22.8	5.09
1.70V	537.1	342.9	252.0	231.3	147.2	103.3	70.2	46.4	41.4	22.6	5.00
1.75V	527.0	336.4	247.3	227.0	144.2	101.3	68.9	45.5	40.5	22.3	4.91
1.80V	506.7	323.6	237.8	218.3	138.8	97.4	66.4	43.7	38.9	21.6	4.82

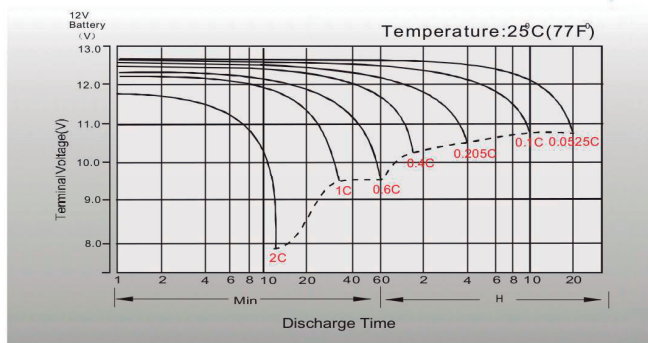
EDC6-225 (6V 225Ah)

Deep Cycle Batteries

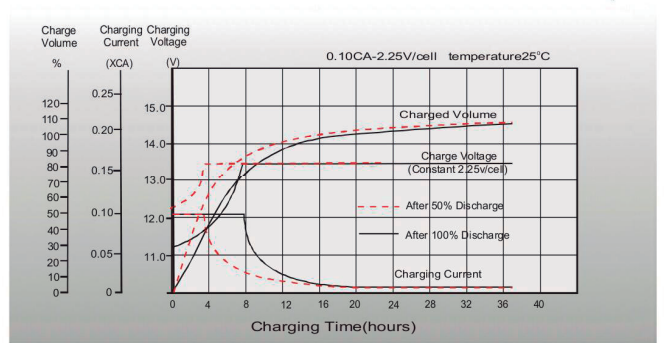
Dimensions



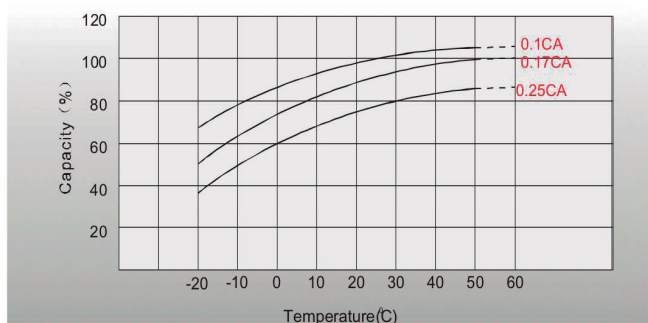
Discharge Characteristics



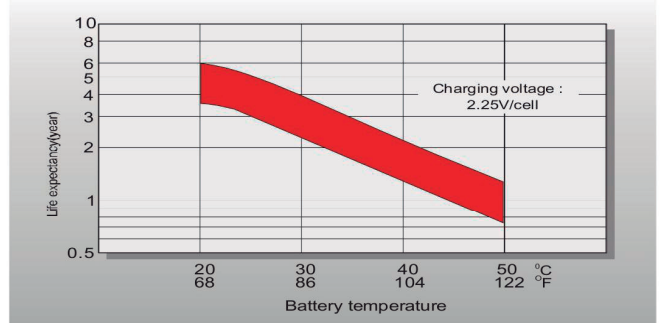
Float Charging Characteristics



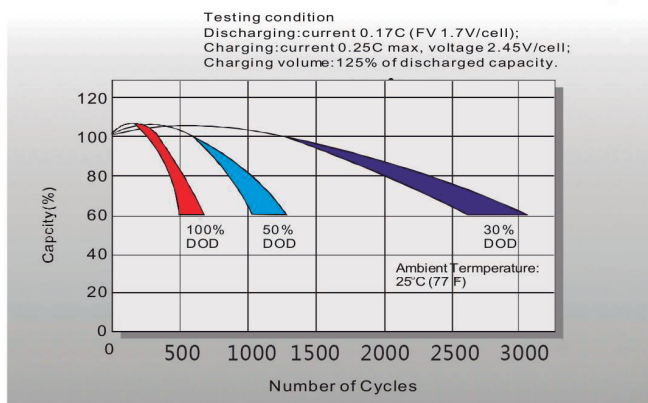
Temperature Effects in Relation to Battery Capacity



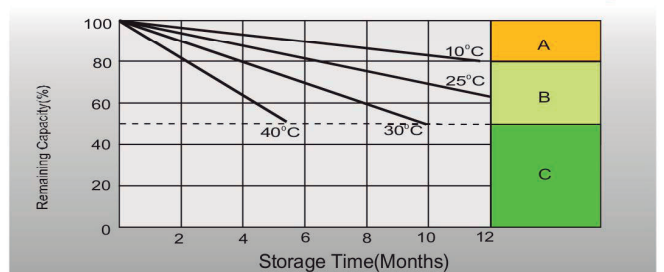
Effect of Temperature on Long Term Float Life



Cycle life in Relation to Depth of Discharge



Self-discharge Characteristics



- A** No supplementary charge required.
(Carry out supplementary charge before use if 100% capacity is required.)
- B** Supplementary charge required before use. Optional charging way as below:
 1. Charged for above 3 days at limited current 0.25CA and constant voltage 2.25V/cell.
 2. Charged for above 20 hours at limited current 0.25CA and constant voltage 2.45V/cell.
 3. Charged for 8-10 hours at limited current 0.05CA.
- C** Supplementary charge may often fail to recover the capacity.
The battery should never be left standing till this is reached.

Specifications subject to change without prior notice.