

**GENERAL FEATURES**

- Designed with AGM (Absorbent Glass Mat) technology, equipping high performance plates and electrolyte, the 6FM2.3 is a general-purpose VRLA battery with a lifespan of 5 years for float charging at 25°C
- Using oxygen recombination technology, maintenance-free.
- Excellent charging and re-charging acceptance.



**APPLICATIONS**

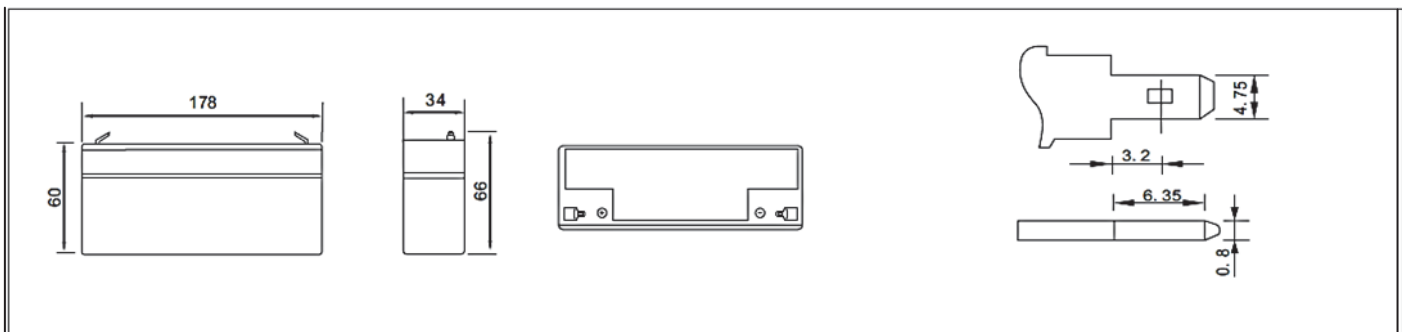
- Uninterruptable Power Supply (UPS)
- Electric Power System (EPS)
- Emergency backup system
- Emergency light
- Railway Signal
- Power Tools
- Alarm and security system
- Electronic apparatus and equipment
- Communication power supply
- DC power supply



**SPECIFICATIONS**

<b>Model</b>	Nominal Voltage	12V		
	Rated Capacity (20Hr rate)	2.3Ah		
<b>Dimensions</b>	Length	Width	Height	Total Height
	178mm (7.01")	34mm (1.34")	60mm (2.36")	66mm (2.60")
<b>Weight</b>	Approx. 0.90KG (1.98lbs) ± 3%			
<b>Capacity @25°C (77°F)</b>	20 hour (0.115A,10.5V)	10 hour (0.218A,10.5V)	5 Hour ( 0.391A,10.2V)	1 Hour (1.33A,9.6V)
	2.3Ah	2.10Ah	1.95Ah	1.33Ah
<b>Internal Resistance</b>	Fully charged at 25°C, approx. 66mΩ			
<b>Max. Discharge Current</b>	23A (5 Sec. )			
<b>Capacity Affected by Temp. (20Hr)</b>	40°C (104°F)	25°C (77°F)	0°C (32°F)	-15°C (5°F)
	102%	100%	85%	65%
<b>Self Discharge Rate</b>	After 3 months Storage	After 6 months Storage	After 12 months Storage	
	91%	82%	64%	
<b>Charge Method</b>	Cycle Use		Float Charging	
	14.4-14.7V (Initial current less than 0.3 A) @25°C (77°F)		13.5-13.8V@25°C (77°F)	

**DIMENSIONS & TERMINALS**



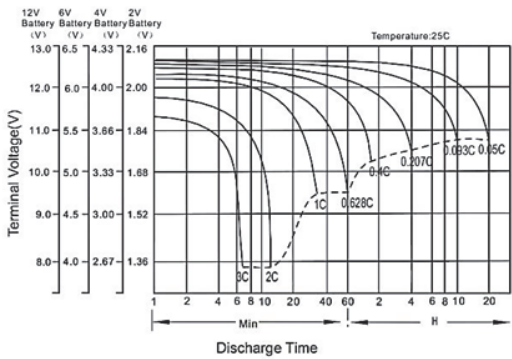
PERFORMANCE CHARACTERISTICS

Constant Current Discharge(CC,Unit:A) at 25°C(77°F)												
F.V/Time	5Min	10Min	15Min	30Min	1Hr	2Hr	3Hr	4Hr	5Hr	6Hr	10Hr	20Hr
1.80V/Cell	6.46	4.77	3.46	2.33	1.35	0.78	0.59	0.473	0.406	0.331	0.217	0.113
1.75V/Cell	6.59	4.86	3.53	2.37	1.38	0.79	0.60	0.482	0.414	0.337	0.221	0.115
1.70V/Cell	7.18	5.16	3.74	2.47	1.40	0.80	0.61	0.491	0.421	0.343	0.225	0.117
1.67V/Cell	7.90	5.59	4.06	2.61	1.42	0.81	0.62	0.496	0.426	0.347	0.228	0.118
1.60V/Cell	8.56	5.89	4.27	2.72	1.43	0.82	0.63	0.501	0.430	0.351	0.230	0.120

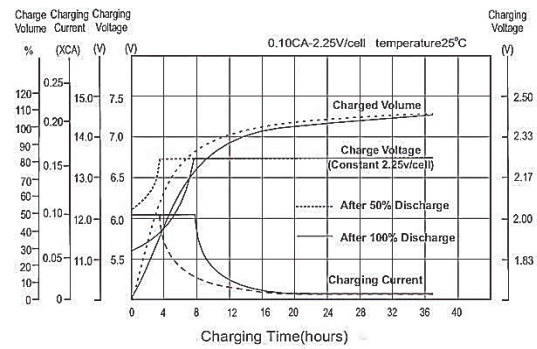
  

Constant Power Discharge (CP,Unit:W) at 25°C(77°F)												
F.V/Time	5Min	10Min	15Min	30Min	1Hr	2Hr	3Hr	4Hr	5Hr	6Hr	10Hr	20Hr
1.80V/Cell	12.61	9.31	6.75	4.54	2.64	1.51	1.16	0.92	0.79	0.65	0.42	0.22
1.75V/Cell	12.84	9.49	6.88	4.63	2.69	1.54	1.18	0.94	0.81	0.66	0.43	0.22
1.70V/Cell	14.00	10.05	7.29	4.81	2.73	1.57	1.20	0.96	0.82	0.67	0.44	0.23
1.67V/Cell	15.41	10.91	7.91	5.08	2.76	1.58	1.21	0.97	0.83	0.68	0.44	0.23
1.60V/Cell	16.70	11.48	8.32	5.30	2.79	1.60	1.22	0.98	0.84	0.68	0.45	0.23

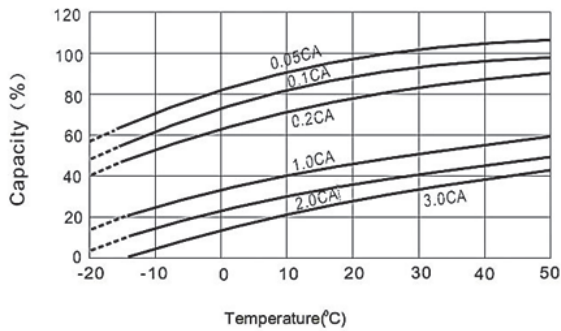
DISCHARGE CHARACTERISTICS



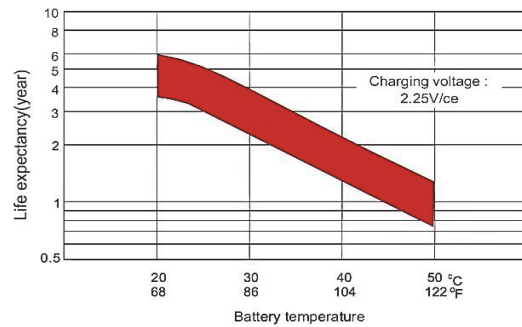
CHARGING CHARACTERISTICS (STANDBY)



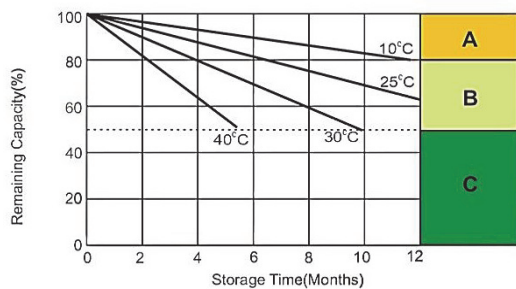
TEMP. EFFECTS IN RELATION TO BATTERY CAPACITY



EFFECT OF TEMP. ON LONG TERM FLOAT DESIGNED LIFE



SELF DISCHARGE CHARACTERISTICS



- A. No supplementary charge required. (Carry out supplementary charge before use if 100% capacity is required.)
- B. Supplementary charge required before use. Optional charging way as below:
  1. Charged for above 3 days at limited current 0.25CA and constant voltage 2.25V/cell.
  2. Charged for above 20hours at limited current 0.25CA and constant voltage 2.45V/cell.
  3. Charged for 8-10hours at limited current 0.05CA.
- C. Supplementary charge may often fail to recover the capacity. The battery should never be left standing till this is reached.

CYCLE LIFE IN RELATION TO THE DEPTH OF DISCHARGE

