

6FM14 (12V14Ah)

LONGWAY® Standard battery is design for a general purpose by KaiYing power.

Absorbent Glass Mat (AGM) technology for superior performance.


Valve regulated , non-spillable construction allows safe operation in any position.

UL recognized under file number MH 46789. Approved for transport by sea or by air.



Specifications: Designed according with the IEC61056-1/2:2012

Nominal Voltage	12Volts (6 Cells per unit)
Nominal Capacity	@25°C
20hr (0.6A)	13.5 Ah @ to 1.75V per cell
3hr (3.0A)	9.00 Ah @ to 1.70V per cell
27min Rate (12.0A)	8.60 Ah @ to 1.60V per cell
Weight	Approx. (4.00 ± 3%) kg(8.82lbs)
Internal Resistance	Approx. 13.0mΩ full charged @25°C
Maximum Discharge Current	140A(3sec)
Operating Temperature Range	Discharge: -20°C~60°C; Charge: 0°C~50°C Storage: -20°C~40°C
Float Charging Voltage	13.50~13.80VDC/unit Average @25°C
Equalization and Cycle Service	14.40~15.00VDC/unit Average @ 25°C
Maximum Charging Current	3.6A
Terminal	F2
Self Discharge	LONGWAY batteries can be stored for more than 6 months and the Self-discharge ratio less than 3%per month at 25°C.Please charge batteries before using.

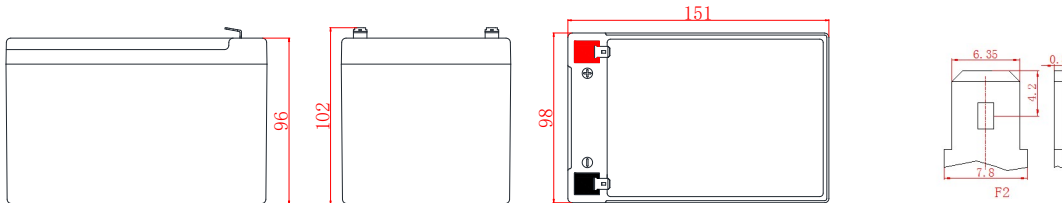


ISO9001:2015
 ISO14001:2015
 ISO45001:2018
 ISO50001:2011

APPLICATION STANDARDS

- GB/T19639.1/2-2014
- IEC 61056-1/2:2012
- JIS C8702-1-2009

Dimensions: L151*W98*H96(TH102)mm



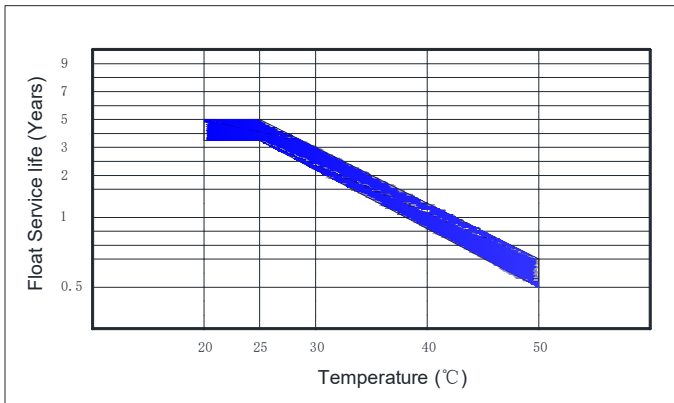
Constant Current Discharge Characteristics (A,25°C)

F.V/TIME	5min	10min	15min	30min	60min	90min	2h	3h	5h	10h	20h
9.60	58.8	37.2	27.0	16.8	10.2	7.20	5.66	3.90	2.38	1.25	0.68
9.90	57.0	36.1	26.2	16.3	9.89	7.06	5.61	3.86	2.35	1.25	0.67
10.20	55.9	35.3	25.9	16.1	9.79	6.91	5.58	3.84	2.34	1.24	0.67
10.50	54.1	34.2	24.8	15.5	9.38	6.77	5.52	3.80	2.32	1.24	0.66
10.80	52.5	33.2	24.6	15.3	9.30	6.62	5.47	3.76	2.29	1.24	0.65

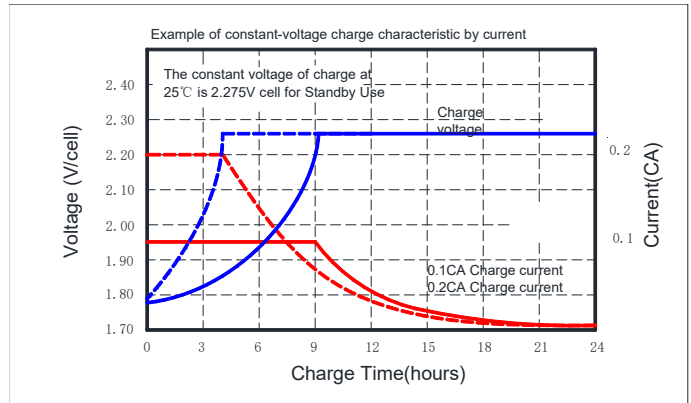
Constant Power Discharge Characteristics (Watt,25°C)

F.V/TIME	5min	10min	15min	30min	60min	90min	2h	3h	5h	10h	20h
9.60	656	420	308	193	118	84.2	66.3	46.3	28.4	15.1	7.45
9.90	637	407	299	187	115	82.6	65.6	45.8	28.1	15.0	7.42
10.20	623	399	295	185	113	80.9	65.3	45.6	27.9	14.9	7.39
10.50	604	386	283	177	109	79.2	64.6	45.2	27.7	14.9	7.36
10.80	586	375	281	176	108	77.5	64.0	44.7	27.4	14.8	7.34

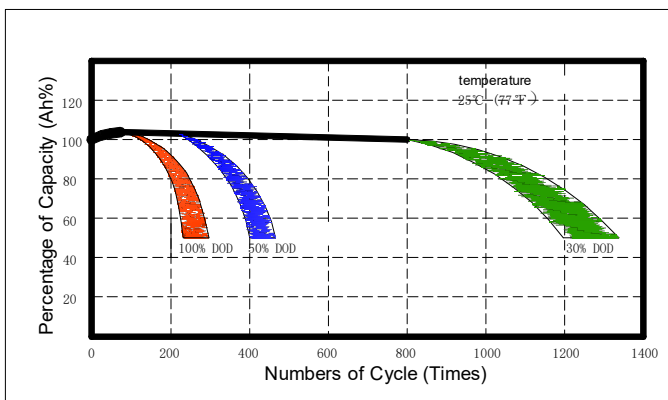
Float Service Life



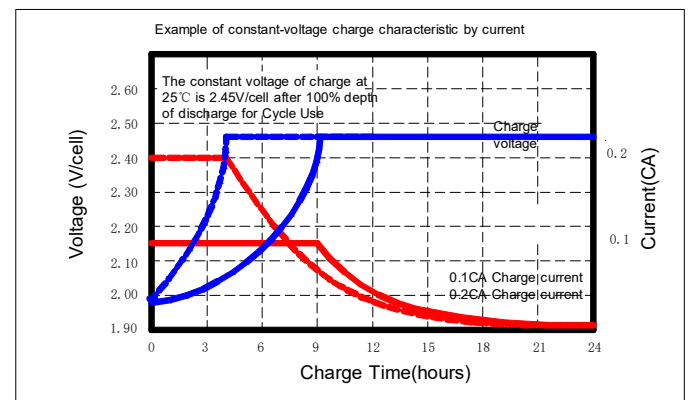
Battery Voltage and Charge time for standby use



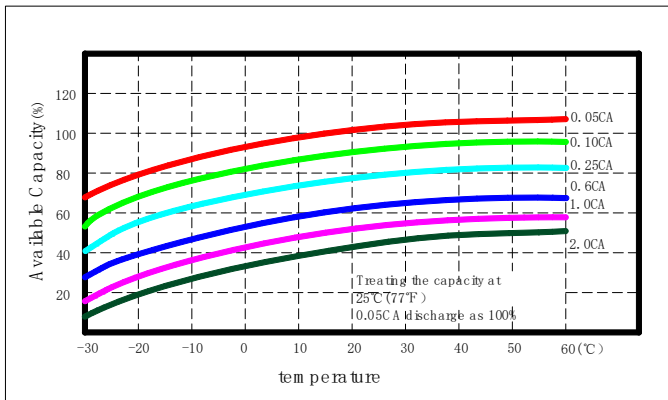
Cycle Service Life



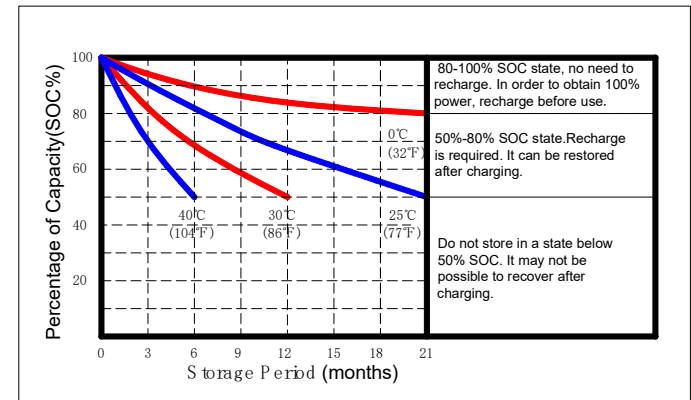
Battery Voltage and Charge time for Cycle use



Effect of Temperature on Capacity



Capacity Retention Characteristic



End Voltage

Discharge Rate	Discharge Current	End Voltage (V/cell)
20h	0.05C ₂₀ A (I ₂₀)	1.75
10h	0.09C ₂₀ A (I ₁₀)	1.75
3h	0.25C ₂₀ A (I ₃)	1.70
1C	1C ₂₀ A (C ₁)	1.60