

# UP-OPzS Series

## 15 OPzS 1875

O P z S C E L L



### Main Features

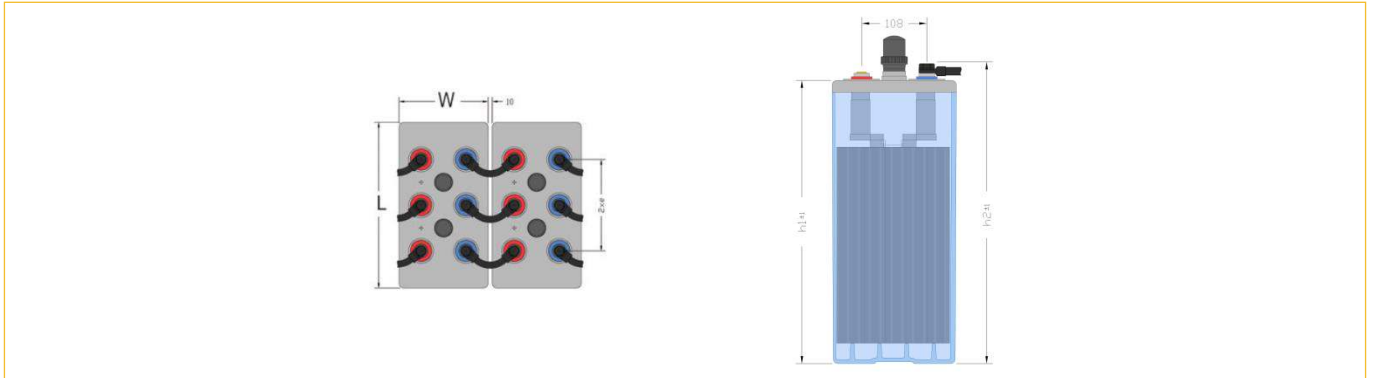
- **Design Life**  
20 years at 20°C.
- **Water Refilling**  
More than 2 years at 20°C.
- **IIEC 896-1**  
2300 cycles.
- **Self Discharge**  
Approx. 2% per month at 20°C.
- **Operating Temperature Range**  
-20°C to 55°C, recommended 10°C to 30°C.
- **Full Conformity with**  
DIN 40737-1, IIEC 896-11 and EN 50272-2.

### Technical Specifications

Capacity (Ah), C100 (1,85 V/cell, 20°C)	3374
Capacity (Ah), C10 (1,80 V/cell, 20°C)	2250
Number of Plates (+) per Cell	15
Floating Voltage Set Point (V/cell)	2.23
Maximum Initial Charge Current (A)	0.3 C10
Recommended Boost Charge Voltage (V/cell)	2.40
Recommended End of Discharge Voltage (10-hr rate) (V/cell)	1.80
Short Circuit Current (A)	11900
Internal Resistance (mOhm)	0.170
Number of Cycles at 60% Depth of Discharge (20°C)	2300
Self-Discharge Rate per Month at 20°C	Approx. 2.5%
Dimensions in mm (L x W x H1 / H2) H1 = Height to the lid H2 = Height including connectors & bolts	399 x 214 x 772 x 800
Weight (kg)	Wet: 151 / Dry: 106
Type and Number of Poles	M10 / 6
Operating Temperature / Recommended Temperature	-20°C-55°C / 10°C-30°C

\* All dimensions and weights shown are subject to manufacturing tolerances.

Dimensions



Constant Current Discharge in A (at 20°C)

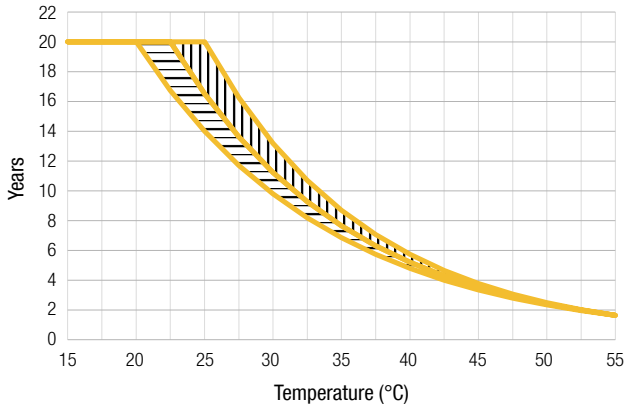
End Voltage (V/cell)	Discharge Time														
	10min	15min	30min	45min	1h	2h	3h	4h	5h	6h	7h	8h	10h	12h	20h
1.60 V	2036.8	1944.4	1694.6	1479.8	1301.1	853.9	636.7	512.0	430.8	373.3	330.1	296.5	247.2	212.7	138.3
1.65 V	1803.3	1737.6	1532.5	1358.9	1211.9	826.8	624.3	504.3	425.2	368.9	326.5	293.4	244.8	210.7	137.1
1.70 V	1587.1	1525.3	1360.4	1221.7	1103.5	782.6	603.1	491.7	416.4	362.2	321.1	288.9	241.4	208.0	135.6
1.75 V	1307.5	1305.2	1179.8	1070.4	978.0	718.8	566.8	468.9	400.7	350.4	311.8	281.3	235.8	203.6	133.2
1.80 V	1058.4	1056.7	992.4	908.4	837.3	636.2	512.8	430.7	372.1	328.2	293.9	266.5	225.0	195.2	128.9
1.83 V	929.0	924.4	877.7	806.8	747.2	577.9	472.1	400.0	347.9	308.3	277.2	252.2	214.1	186.4	124.3
1.85 V	827.5	822.6	796.7	737.9	685.2	535.5	441.2	376.2	328.6	292.3	263.5	240.2	204.6	178.7	120.0
1.87 V	726.0	722.6	706.6	667.9	621.8	490.6	407.5	349.6	306.8	273.8	247.6	226.2	193.4	169.4	114.6
1.90 V	567.3	564.8	560.6	554.0	524.3	419.3	351.9	304.5	269.0	241.4	219.3	201.2	173.0	152.2	104.2

Constant Power Discharge in W/cell (at 20°C)

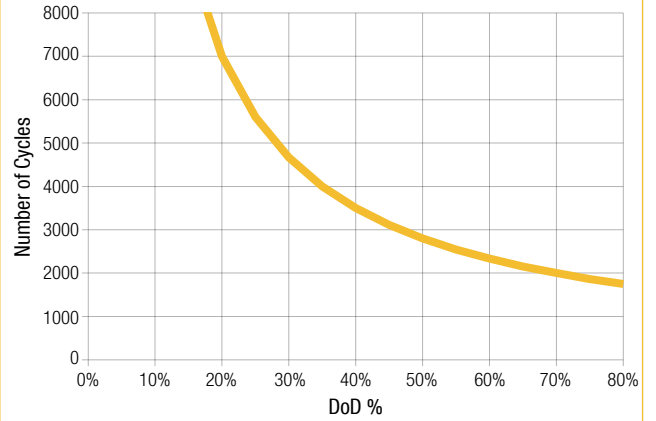
End Voltage (V/cell)	Discharge Time														
	10min	15min	30min	45min	1h	2h	3h	4h	5h	6h	7h	8h	10h	12h	20h
1.60 V	3222.3	3083.5	2720.7	2413.3	2157.2	1490.6	1140.9	931.3	791.3	690.4	613.9	553.7	464.6	401.5	263.9
1.65 V	2963.1	2840.3	2525.9	2262.5	2041.2	1449.4	1121.4	919.1	782.4	683.5	608.2	548.8	460.8	398.4	262.1
1.70 V	2677.7	2572.3	2303.9	2081.6	1894.6	1382.6	1087.5	898.5	768.1	672.5	599.4	541.4	455.2	393.9	259.5
1.75 V	2336.4	2277.3	2053.5	1870.5	1716.1	1285.9	1029.3	860.9	741.6	652.6	583.6	528.5	445.7	386.4	255.5
1.80 V	1948.0	1938.4	1775.6	1628.2	1505.0	1157.0	942.3	797.8	693.6	614.7	552.8	502.8	426.9	371.7	248.0
1.83 V	1702.5	1680.0	1596.9	1469.1	1363.1	1062.6	875.0	746.4	652.4	580.7	524.0	478.0	407.7	356.3	239.8
1.85 V	1533.2	1526.2	1470.7	1357.7	1262.1	992.7	823.2	705.8	619.3	552.9	500.1	457.0	391.0	342.5	232.0
1.87 V	1356.6	1343.7	1322.0	1241.5	1156.9	917.3	765.7	659.9	581.3	520.6	472.0	432.3	371.0	325.8	222.1
1.90 V	1093.3	1088.8	1067.3	1051.1	990.2	794.2	668.9	580.6	514.5	462.9	421.4	387.2	334.2	294.7	203.2

\* Upower reserves the right to change or revise without notice any information or detail given in this publication.

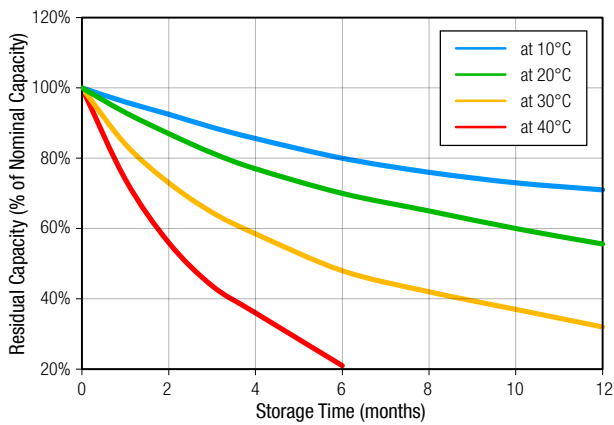
Expected Service Life vs. Operating Temperature



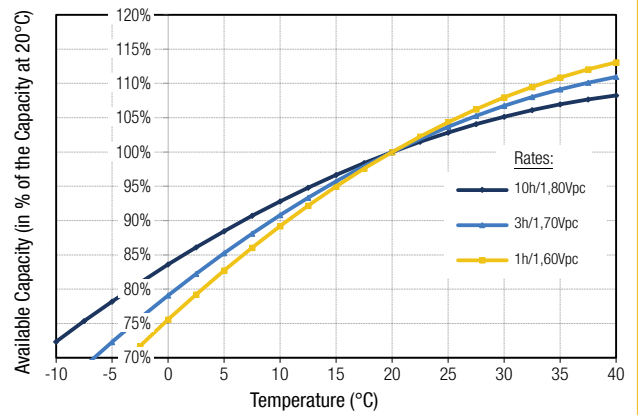
Number of Cycles vs. DOD



Self-Discharge Characteristics



Capacity vs. Temperature



Float Voltage Setting vs. Operating Temperature

